



trase

KUWAIT (importer)

ACTIVITY	COMMODITY	YEAR
Importer	Beef	2016

POPULATION	GDP	SURFACE AREA
3,956,875	109,419,728,566.7	17,820

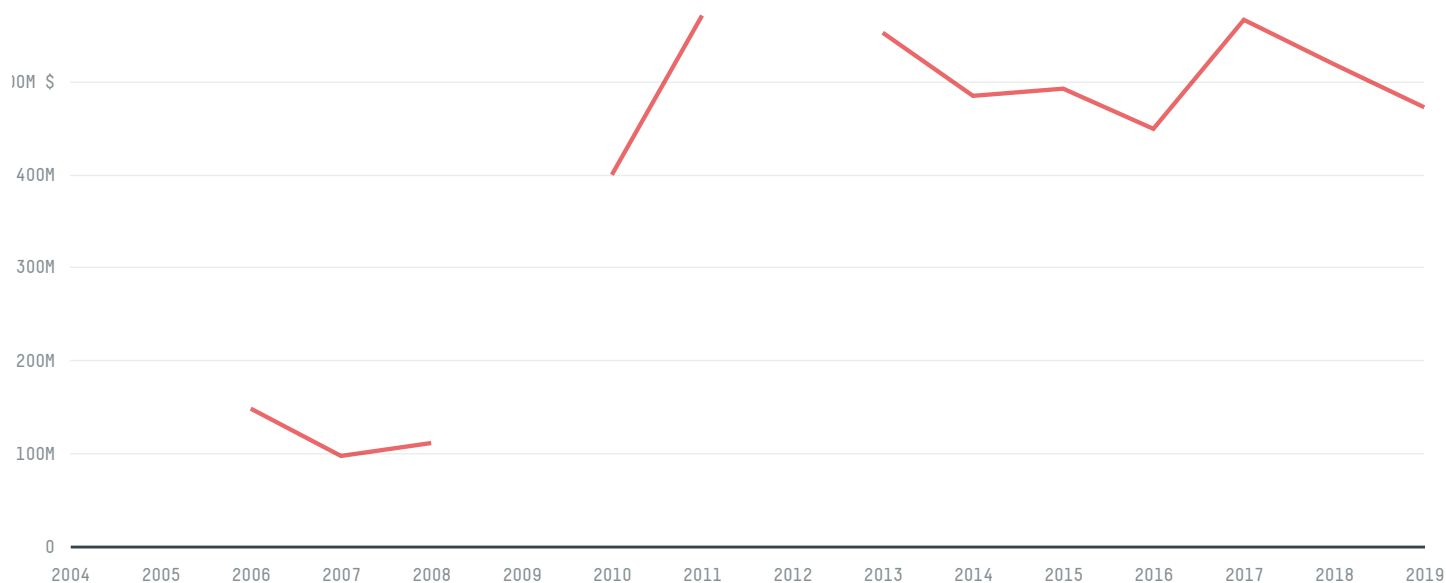
AGRICULTURAL LAND AREA	FORESTED LAND AREA
1,500	62.5

KUWAIT is the world's 152nd largest country by area, 129th largest by population size and is the world's 57th largest economy (by GDP). Forests make up 0% of its area, and agriculture 8%. It's placement in the Human Development Index is 0.809. KUWAIT is a signatory to NYDF ENDORSER and ADP SIGNATORY.


TOP IMPORTS IN 2016

COMMODITY	WORLD IMPORT RANKING	PRODUCTION	IMPORTS	VALUE
SUGARCANE	64	0	1,031,292,357.8	71,508,629
CORN	54	2,949	210,867,133.8	96,522,590
BEEF	45	1,401	42,903,452	173,134,265
COFFEE	65	0	9,756,001.8	52,192,012
SOY	37	0	8,763,454.4	11,272,647
SHRIMP	38	0	3,054,150	24,582,666
CHICKEN	53	53,297	2,133,345.8	5,255,322
COCOA	81	0	817,442	3,776,582
PALM OIL	-	-	-	-
PORK	-	0	-	-

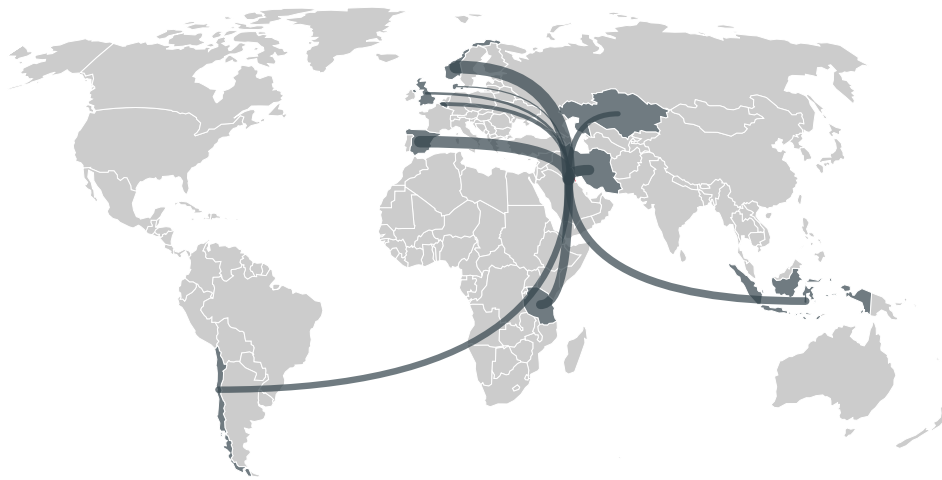
IMPORT TRAJECTORY OF KUWAIT



TOP EXPORT TRADERS OF BEEF IN KUWAIT IN 2016



TOP EXPORT COUNTRIES OF BEEF TO KUWAIT IN 2016



NORWAY 26.3%

SPAIN 22.5%

IRAN 19.2%

TANZANIA 9.8%

INDONESIA 8.9%

CHILE 5.1%

KAZAKHSTAN 3.5%

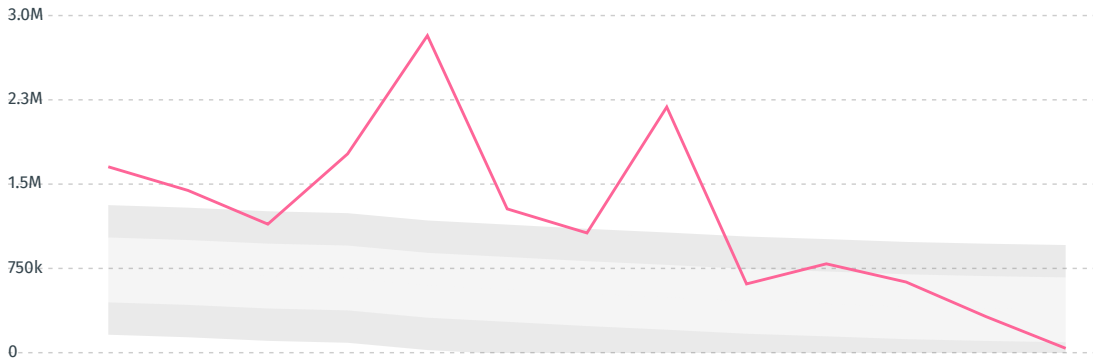
BELGIUM 2.4%

UNITED KINGDOM 2%

DENMARK 0.3%

DEFORESTATION ALERTS IN BRAZIL

There were **38,855** GLAD alerts reported in the week of the **18th of January 2021**. This was **low** compared to the same week in previous years.



Caution: GLAD alerts from the last six months are preliminary. Revisions are made as unconfirmed alerts are removed from the data and alert totals are finalized six months after posting. Source: **Global Forest Watch**

Trase is a partnership between



In collaboration with



and many other organizations and individuals.

Donors



[Terms of Use](#) · [Privacy policy](#) · [Cookie policy](#) · [Contact us](#)