



trase

## SOUTH KOREA (importer)

| ACTIVITY        | COMMODITY   | YEAR        |
|-----------------|-------------|-------------|
| <b>Importer</b> | <b>Beef</b> | <b>2017</b> |

| POPULATION        | GDP                        | SURFACE AREA   |
|-------------------|----------------------------|----------------|
| <b>51,361,911</b> | <b>1,623,901,496,835.8</b> | <b>100,339</b> |

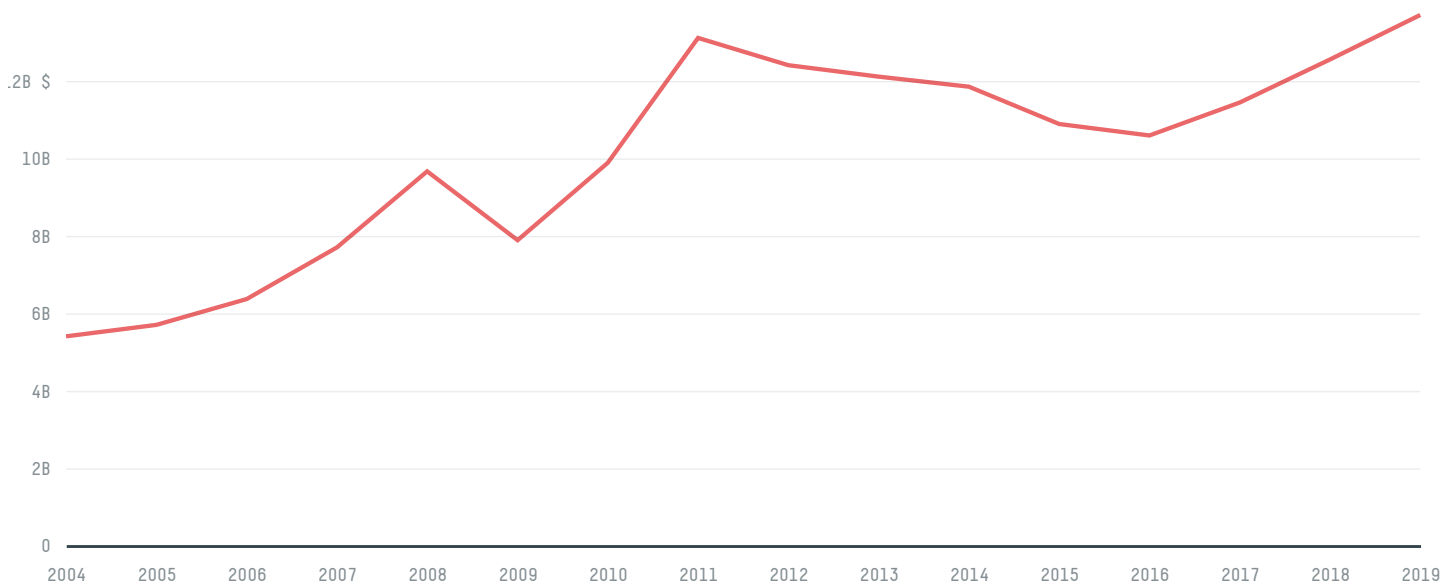
| AGRICULTURAL LAND AREA | FORESTED LAND AREA |
|------------------------|--------------------|
| <b>17,008</b>          | <b>61,764</b>      |

SOUTH KOREA is the world's 106th largest country by area, 27th largest by population size and is the world's 11th largest economy (by GDP). Forests make up 62% of its area, and agriculture 17%. It's placement in the Human Development Index is 0.904. SOUTH KOREA is a signatory to NYDF ENDORSER and ADP SIGNATORY.

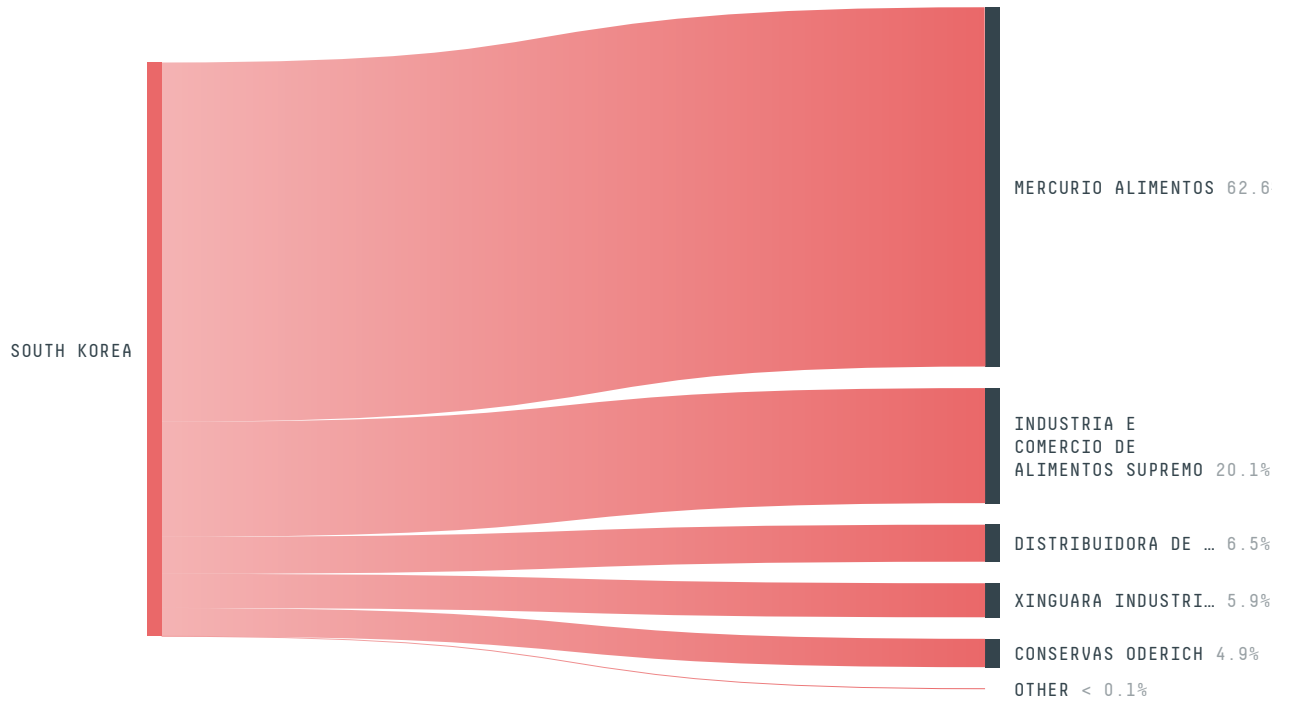
## TOP IMPORTS IN 2017

| COMMODITY   | WORLD IMPORT RANKING | PRODUCTION | IMPORTS          | VALUE         |
|-------------|----------------------|------------|------------------|---------------|
| SUGARCANE   | 6                    | 0          | 19,147,176,591.3 | 1,149,544,146 |
| CORN        | 1                    | 72,587     | 9,388,804,585.3  | 1,819,409,852 |
| SOY         | 12                   | 85,644     | 3,373,423,635    | 1,513,538,907 |
| PALM OIL    | 17                   | -          | 536,887,180.7    | 359,744,166   |
| BEEF        | 9                    | 281,000    | 528,734,720.2    | 2,538,066,884 |
| WOOD PULP   | 5                    | -          | 521,838,166      | 322,677,175   |
| PORK        | 10                   | 1,280,000  | 518,407,151.2    | 1,629,842,355 |
| COTTON      | 7                    | 0          | 382,619,627.3    | 457,864,385   |
| COFFEE      | 14                   | 0          | 170,154,828.5    | 728,585,962   |
| CHICKEN     | 23                   | 766,800    | 140,865,459.5    | 322,238,632   |
| SHRIMP      | 6                    | 5,176      | 71,361,632       | 486,205,257   |
| COCOA       | 28                   | 0          | 25,716,110       | 85,180,379    |
| PALM KERNEL | 31                   | -          | 8,298,288        | 11,557,355    |

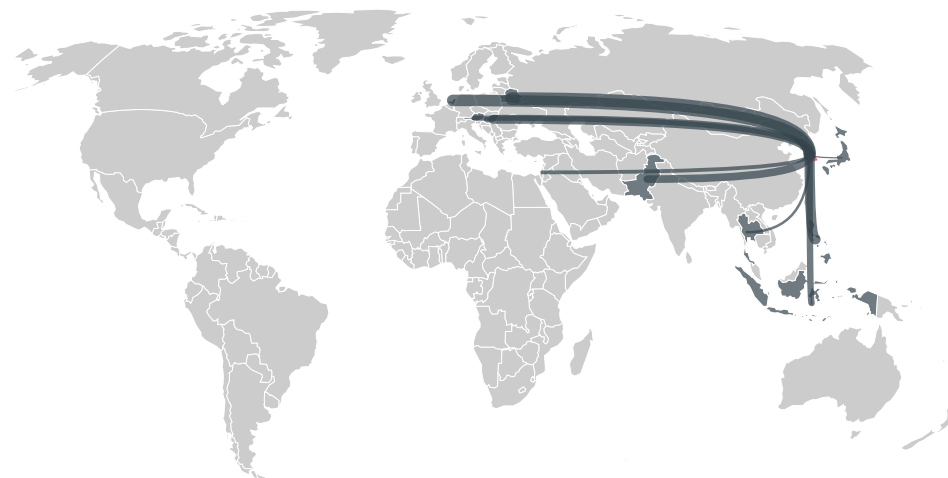
## IMPORT TRAJECTORY OF SOUTH KOREA



## TOP EXPORT TRADERS OF BEEF IN SOUTH KOREA IN 2017



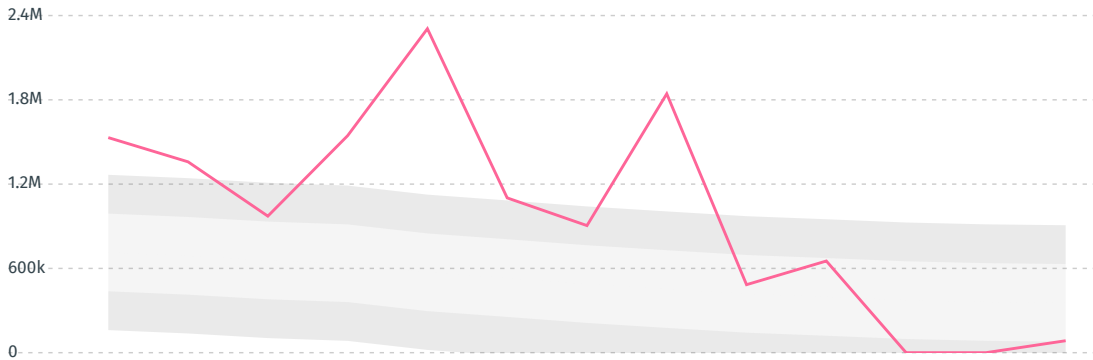
## TOP EXPORT COUNTRIES OF BEEF TO SOUTH KOREA IN 2017



|                                |        |
|--------------------------------|--------|
| BELARUS                        | 35.8%  |
| NETHERLANDS                    | 32%    |
| PHILIPPINES                    | 18.7%  |
| HUNGARY                        | 10.8%  |
| PAKISTAN                       | 1.5%   |
| INDONESIA                      | 1.1%   |
| AUSTRIA                        | 0.1%   |
| OCCUPIED PALESTINIAN TERRITORY | < 0.1% |
| THAILAND                       | < 0.1% |
| JAPAN                          | < 0.1% |

DEFORESTATION ALERTS IN BRAZIL

There were **85,218** GLAD alerts reported in the week of the **18th of January 2021**. This was **normal** compared to the same week in previous years.



Caution: GLAD alerts from the last six months are preliminary. Revisions are made as unconfirmed alerts are removed from the data and alert totals are finalized six months after posting. Source: **Global Forest Watch**

Trase is a partnership between



In collaboration with



and many other organizations and individuals.

Donors



[Terms of Use](#) · [Privacy policy](#) · [Cookie policy](#) · [Contact us](#)