



# trase

## ISRAEL (importer)

| ACTIVITY        | COMMODITY   | YEAR        |
|-----------------|-------------|-------------|
| <b>Importer</b> | <b>Beef</b> | <b>2017</b> |

| POPULATION       | GDP                      | LAND AREA     |
|------------------|--------------------------|---------------|
| <b>8,713,300</b> | <b>353,253,406,982.8</b> | <b>21,640</b> |

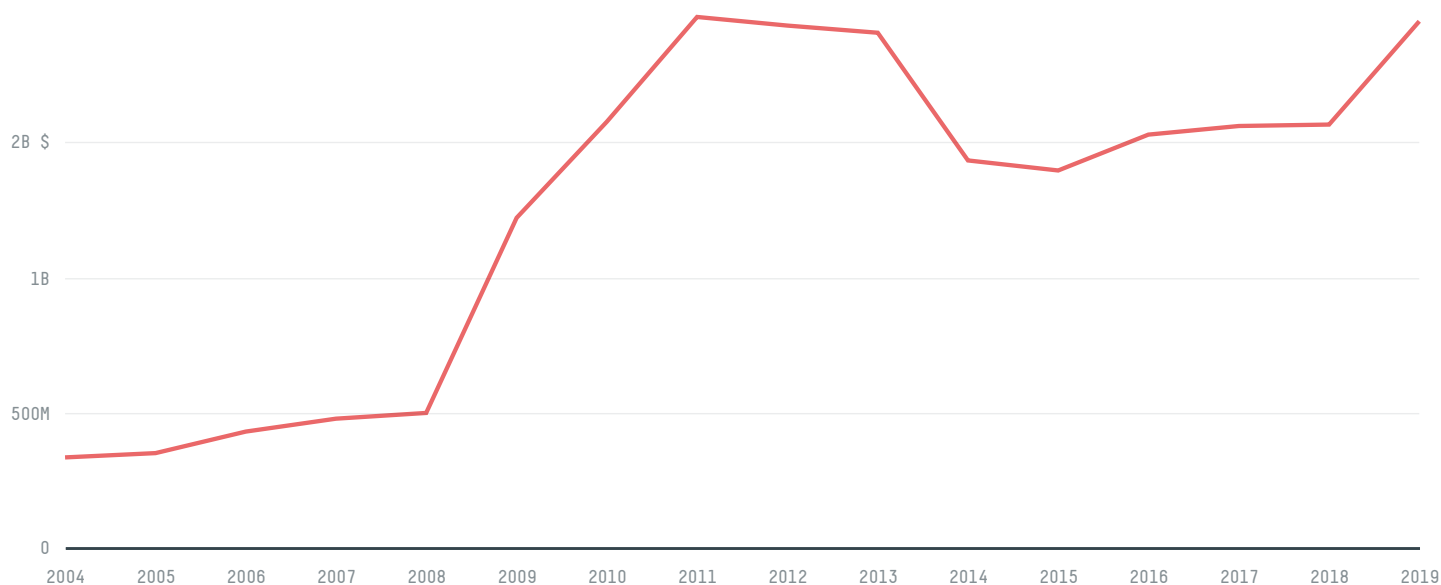
| AGRICULTURAL LAND AREA | FORESTED LAND AREA |
|------------------------|--------------------|
| <b>5,320</b>           | <b>1,672</b>       |

ISRAEL is the world's 147th largest country by land mass, 97th largest by population size and is the world's 31st largest economy (by GDP). Forests make up 8% of its land mass and agricultural areas, 25%. It's placement in the Human Development Index is 0.904. ISRAEL is a signatory to NYDF ENDORSER and ADP SIGNATORY.

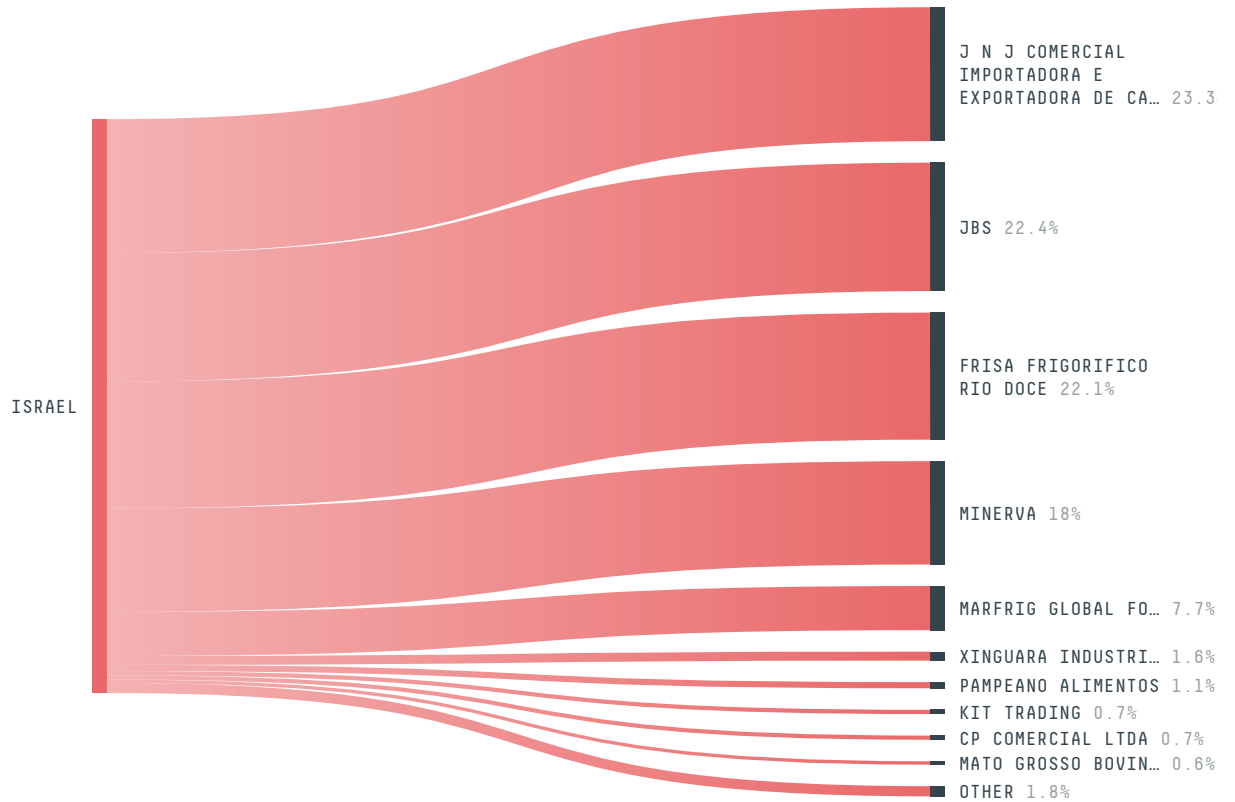
## TOP IMPORTS IN 2017

| COMMODITY   | WORLD IMPORT RANKING | PRODUCTION | IMPORTS         | VALUE       |
|-------------|----------------------|------------|-----------------|-------------|
| SUGARCANE   | 42                   | 0          | 2,357,628,755.9 | 150,738,000 |
| CORN        | 19                   | 87,583     | 1,791,141,614.3 | 350,751,000 |
| WOOD PULP   | 31                   | -          | 150,475,507     | 93,459,000  |
| BEEF        | 28                   | 140,655    | 119,416,115.6   | 751,698,000 |
| COFFEE      | 43                   | 0          | 30,599,318      | 127,788,000 |
| COCOA       | 40                   | 0          | 14,495,894      | 56,905,000  |
| SOY         | 54                   | 0          | 4,284,616.1     | 3,561,000   |
| PALM KERNEL | 46                   | -          | 2,473,316       | 3,744,000   |
| SHRIMP      | 53                   | 0          | 1,402,226       | 14,788,000  |
| COTTON      | 105                  | 31,000     | 346,931.2       | 449,000     |
| PORK        | 150                  | 14,797     | 1,195.1         | 72,000      |
| PALM OIL    | -                    | -          | -               | -           |
| CHICKEN     | 115                  | 538,066    | 0               | 8,221,000   |

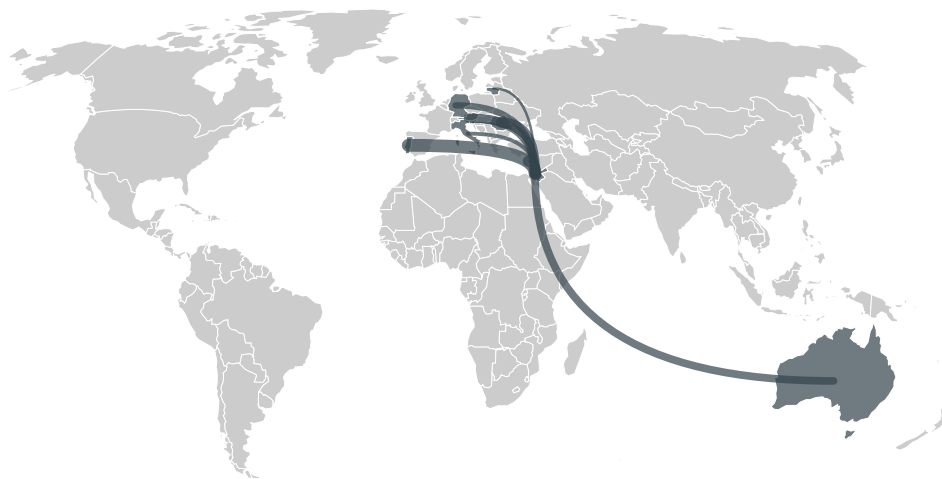
## IMPORT TRAJECTORY OF ISRAEL



## TOP EXPORT TRADERS OF BEEF IN ISRAEL IN 2017



## TOP EXPORT COUNTRIES OF BEEF TO ISRAEL IN 2017



PORTUGAL 26.2%

CYPRUS 18.1%

ROMANIA 15.9%

AUSTRIA 15.4%

AUSTRALIA 6.7%

GERMANY 5.3%

JORDAN 5%

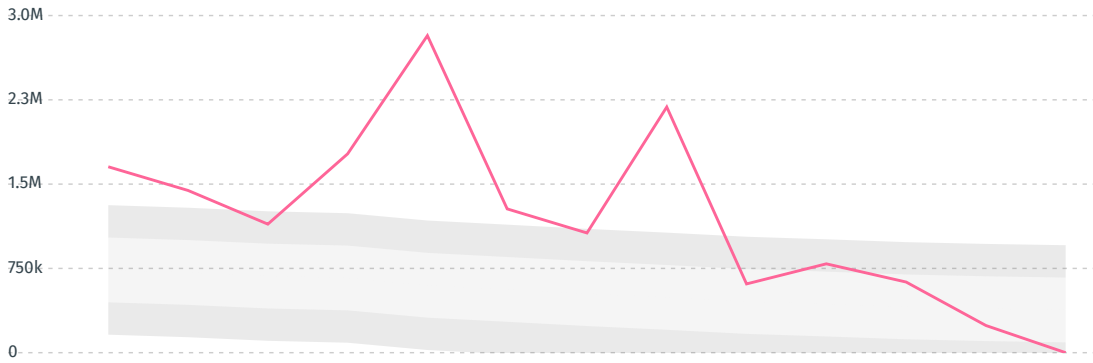
ITALY 4.2%

LITHUANIA 2.8%

SLOVENIA 0.3%

DEFORESTATION ALERTS IN BRAZIL

There were **0** GLAD alerts reported in the week of the **18th of January 2021**. This was **low** compared to the same week in previous years.



Caution: GLAD alerts from the last six months are preliminary. Revisions are made as unconfirmed alerts are removed from the data and alert totals are finalized six months after posting. Source: **Global Forest Watch**

Trase is a partnership between




In collaboration with



and many other organizations and individuals.

Donors



[Terms of Use](#) · [Privacy policy](#) · [Cookie policy](#) · [Contact us](#)