



trase

GERMANY (importer)

ACTIVITY	COMMODITY	YEAR
Importer	Beef	2017

POPULATION	GDP	LAND AREA
82,657,002	3,682,602,479,929.4	349,360

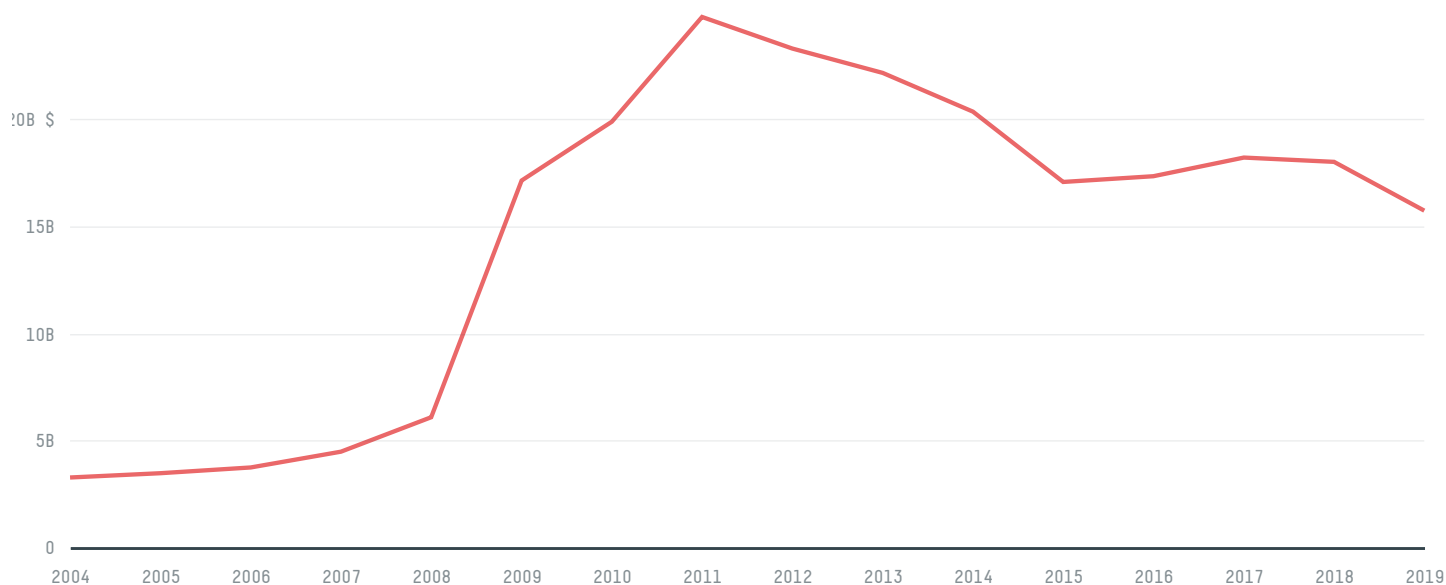
AGRICULTURAL LAND AREA	FORESTED LAND AREA
166,570	114,210

GERMANY is the world's 62nd largest country by land mass, 16th largest by population size and is the world's 4th largest economy (by GDP). Forests make up 33% of its land mass and agricultural areas, 48%. It's placement in the Human Development Index is 0.938. GERMANY is a signatory to NYDF ENDORSER and ADP SIGNATORY.

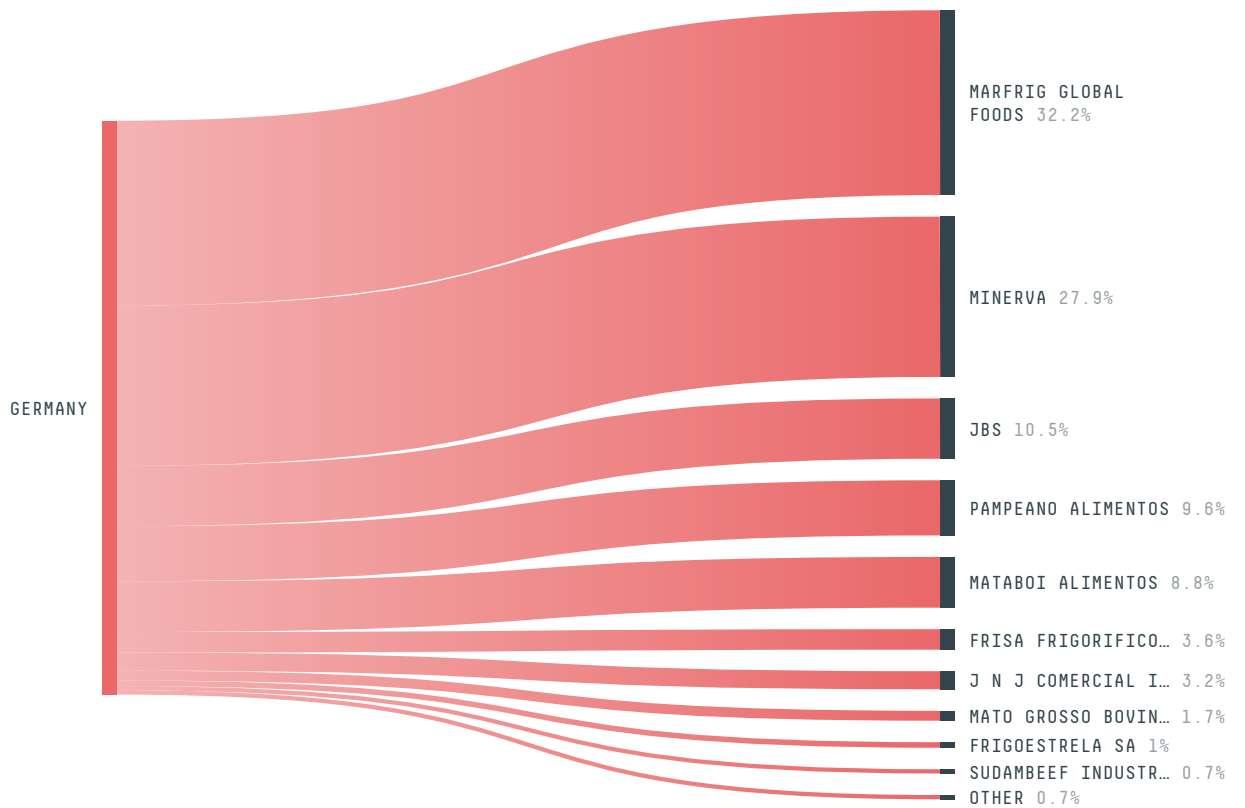
TOP IMPORTS IN 2017

COMMODITY	WORLD IMPORT RANKING	PRODUCTION	IMPORTS	VALUE
SUGARCANE	18	0	6,679,797,779.2	499,193,808
WOOD PULP	2	-	4,753,457,790	2,977,435,239
CORN	13	4,547,600	2,827,296,771.2	833,210,715
COFFEE	2	0	1,165,193,991	3,597,605,280
PORK	1	5,505,572	1,039,108,840	3,675,157,971
BEEF	5	1,137,008	648,244,147.6	3,160,712,450
COCOA	3	0	626,794,770	2,164,685,032
PALM KERNEL	2	-	432,051,902	584,883,567
CHICKEN	2	1,009,565	142,939,440.5	193,362,364
COTTON	20	0	40,374,177.1	69,992,379
SHRIMP	15	0	39,570,356	443,549,942
SOY	22	66,000	22,597,767.8	26,244,530
PALM OIL	-	-	-	-

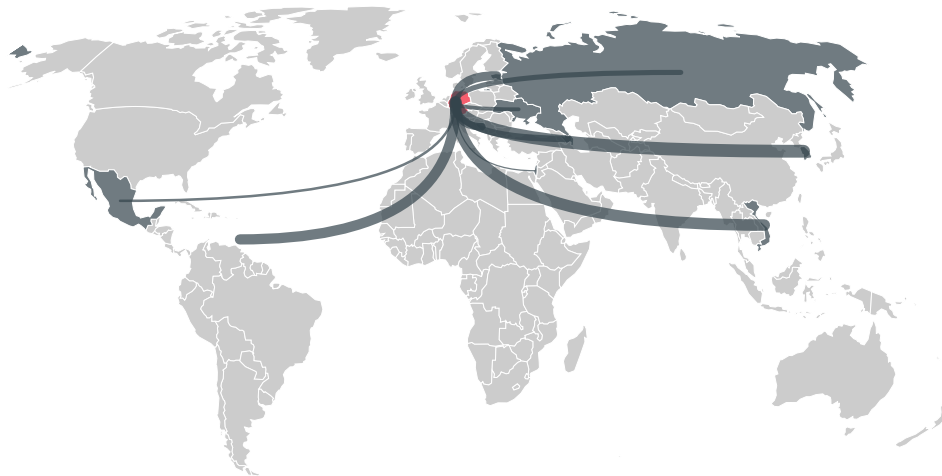
IMPORT TRAJECTORY OF GERMANY



TOP EXPORT TRADERS OF BEEF IN GERMANY IN 2017



TOP EXPORT COUNTRIES OF BEEF TO GERMANY IN 2017



SOUTH KOREA 39.1%

VIETNAM 25.7%

GRENADA 17%

ESTONIA 5.8%

BOSNIA AND HERZEGOVINA 4.9%

AZERBAIJAN 2.4%

RUSSIAN FEDERATION 1.9%

UKRAINE 1.7%

MEXICO 1.3%

ISRAEL 0.2%

Trase is a partnership between

 Stockholm Environment Institute

 Global Canopy Programme

In collaboration with

 vizzuality

 The European Forest Institute

and many other organizations and individuals.

Donors

 The Global Environment Facility

 WWF

 Europe

 Gordon and Betty Moore Foundation

 The Nature Conservancy

 Department for International Development

 Formas

 Norway's International Climate and Forest Initiative (NICFI)

[Terms of Use](#) · [Privacy policy](#) · [Cookie policy](#) · [Contact us](#)