



# trase

## EQUATORIAL GUINEA (importer)

ACTIVITY                      COMMODITY                      YEAR  
**Importer**                      **Beef**                      **2017**

POPULATION                      GDP                      SURFACE AREA  
**1,262,001**                      **12,200,914,929.6**                      **28,050**

AGRICULTURAL LAND AREA                      FORESTED LAND AREA  
**2,840**                      **15,564**

EQUATORIAL GUINEA is the world's 140th largest country by area, 154th largest by population size and is the world's 134th largest economy (by GDP). Forests make up 55% of its area, and agriculture 10%. It's placement in the Human Development Index is 0.59. EQUATORIAL GUINEA is a signatory to NYDF ENDORSER and ADP SIGNATORY.

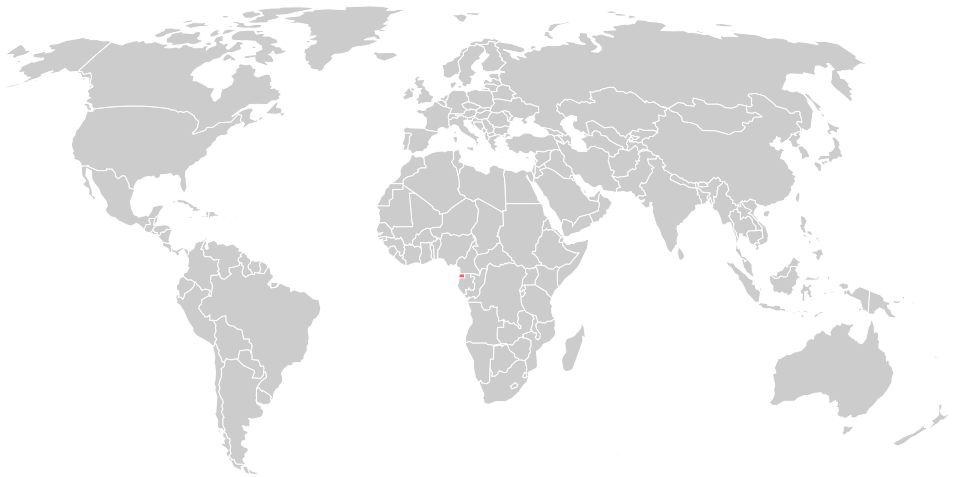
### TOP IMPORTS IN 2017

COMMODITY	WORLD IMPORT RANKING	PRODUCTION	IMPORTS	VALUE
SOY	-	0	-	-
PALM OIL	-	-	-	-
BEEF	-	50	-	-
CHICKEN	-	254	-	-
COFFEE	-	4,271	-	-
CORN	-	0	-	-
SUGARCANE	-	0	-	-

## TOP EXPORT TRADERS OF BEEF IN EQUATORIAL GUINEA IN 2017




## TOP EXPORT COUNTRIES OF BEEF TO EQUATORIAL GUINEA IN 2017





Trase is a partnership between

 Stockholm Environment Institute

 Global Canopy Programme

In collaboration with

 vizzuality

 The European Forest Institute

and many other organizations and individuals.

Donors

 The Global Environment Facility

 WWF

 Europe

 Gordon and Betty Moore Foundation

 The Nature Conservancy

 Department for International Development

 Formas

 Norway's International Climate and Forest Initiative (NICFI)

[Terms of Use](#) · [Privacy policy](#) · [Cookie policy](#) · [Contact us](#)