



trase

BRAZIL (importer)

ACTIVITY	COMMODITY	YEAR
Importer	Cotton	2018

POPULATION	GDP	SURFACE AREA
209,469,333	1,885,482,534,238.3	8,515,770

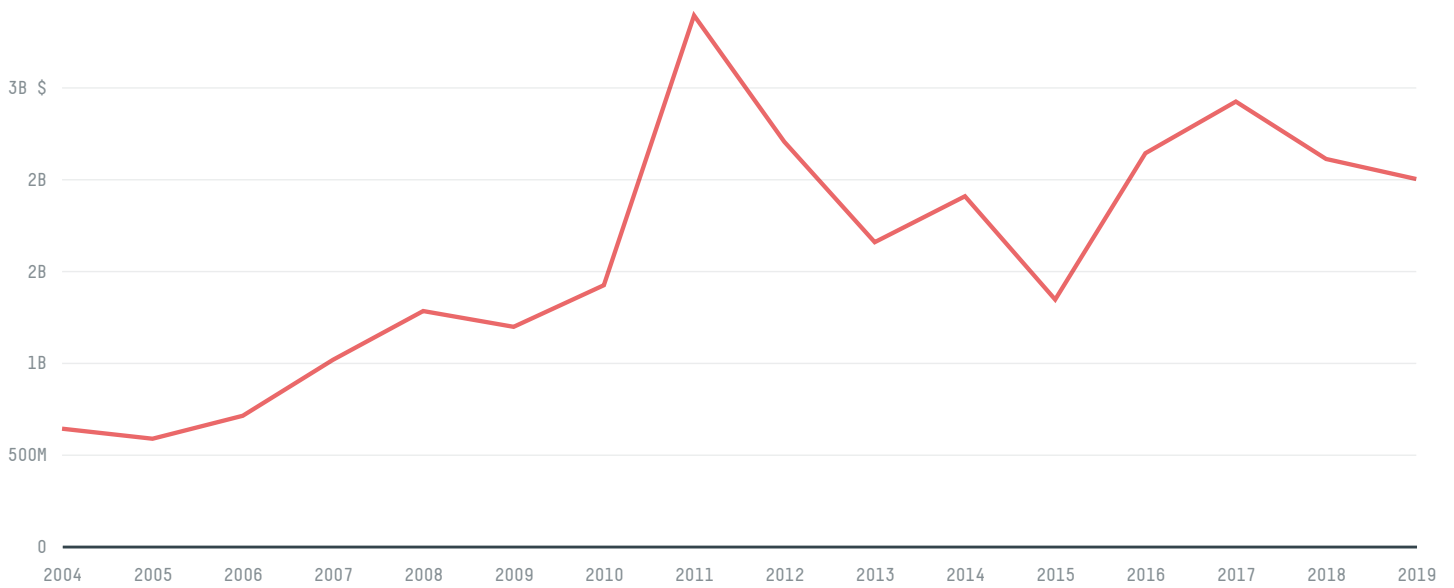
AGRICULTURAL LAND AREA	FORESTED LAND AREA
2,835,460	4,925,540

BRAZIL is the world's 5th largest country by area, 6th largest by population size and is the world's 9th largest economy (by GDP). Forests make up 58% of its area, and agriculture 33%. It's placement in the Human Development Index is 0.761. BRAZIL is a signatory to NYDF ENDORSER and ADP SIGNATORY.

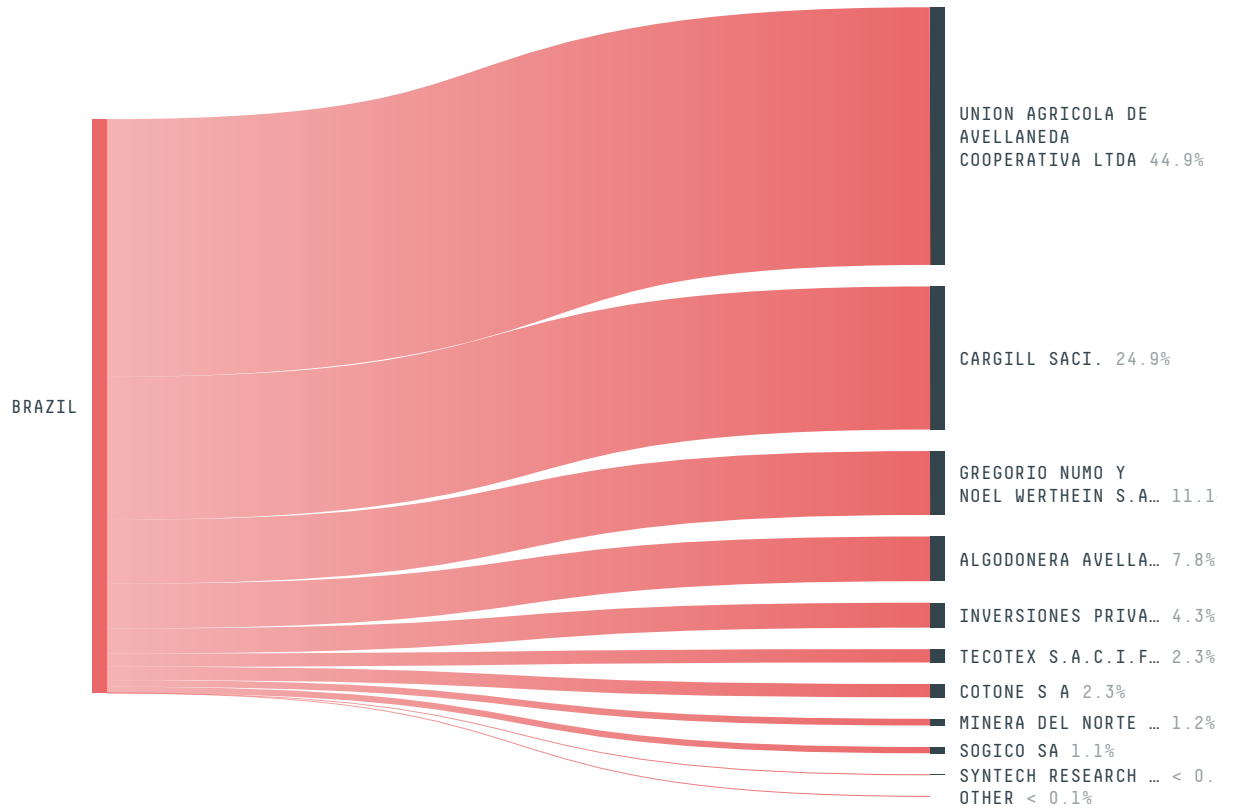
TOP IMPORTS IN 2018

COMMODITY	WORLD IMPORT RANKING	PRODUCTION	IMPORTS	VALUE
CORN	25	82,288,298	940,399,028.2	157,033,094
SOY	60	117,887,672	223,412,129.5	88,780,458
PALM OIL	36	-	219,243,771.7	140,932,101
PALM KERNEL	6	-	195,361,069	210,946,999
COCOA	16	239,387	99,959,673	203,075,383
BEEF	39	9,900,000	64,622,360.6	394,166,622
WOOD PULP	29	-	26,820,107	27,110,566
COTTON	29	4,956,044	19,824,003.7	36,636,314
COFFEE	83	3,556,638	6,211,078.5	69,143,318
SHRIMP	100	62,150	84,380	1,062,850

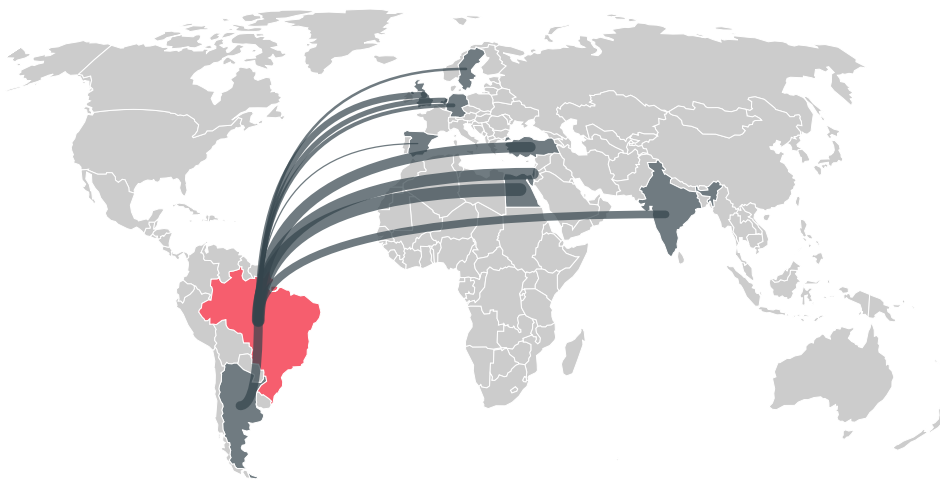
IMPORT TRAJECTORY OF BRAZIL



TOP EXPORT TRADERS OF COTTON IN BRAZIL IN 2018



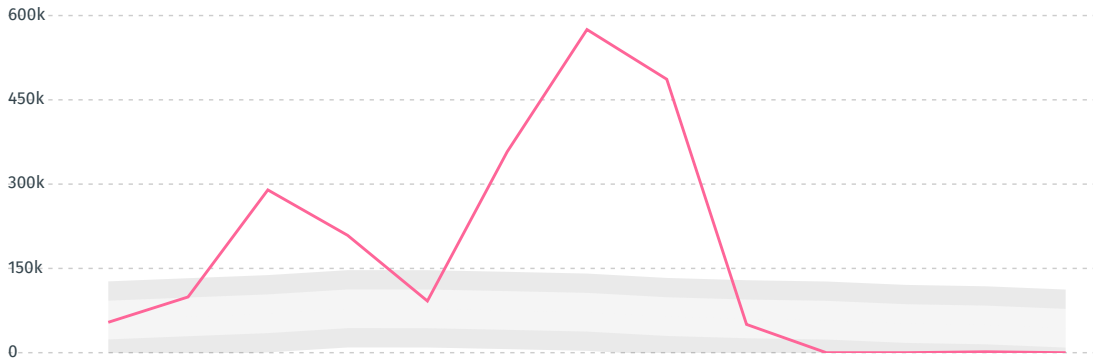
TOP EXPORT COUNTRIES OF COTTON TO BRAZIL IN 2018



EGYPT	58.3%
ISRAEL	25.8%
TURKEY	15.2%
ARGENTINA	0.6%
INDIA	< 0.1%
UNITED KINGDOM	< 0.1%
NETHERLANDS	< 0.1%
GERMANY	< 0.1%
SWEDEN	< 0.1%
SPAIN	< 0.1%

DEFORESTATION ALERTS IN ARGENTINA

There were **0** GLAD alerts reported in the week of the **25th of January 2021**. This was **low** compared to the same week in previous years.



Caution: GLAD alerts from the last six months are preliminary. Revisions are made as unconfirmed alerts are removed from the data and alert totals are finalized six months after posting. Source: **Global Forest Watch**

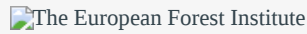

Trase is a partnership between



In collaboration with



Donors



and many other organizations and individuals.



[Terms of Use](#) · [Privacy policy](#) · [Cookie policy](#) · [Contact us](#)