



trase

QATAR (importer)

ACTIVITY	COMMODITY	YEAR
Importer	Cotton	2015

POPULATION	GDP	SURFACE AREA
2,565,710	161,739,955,577.7	11,610

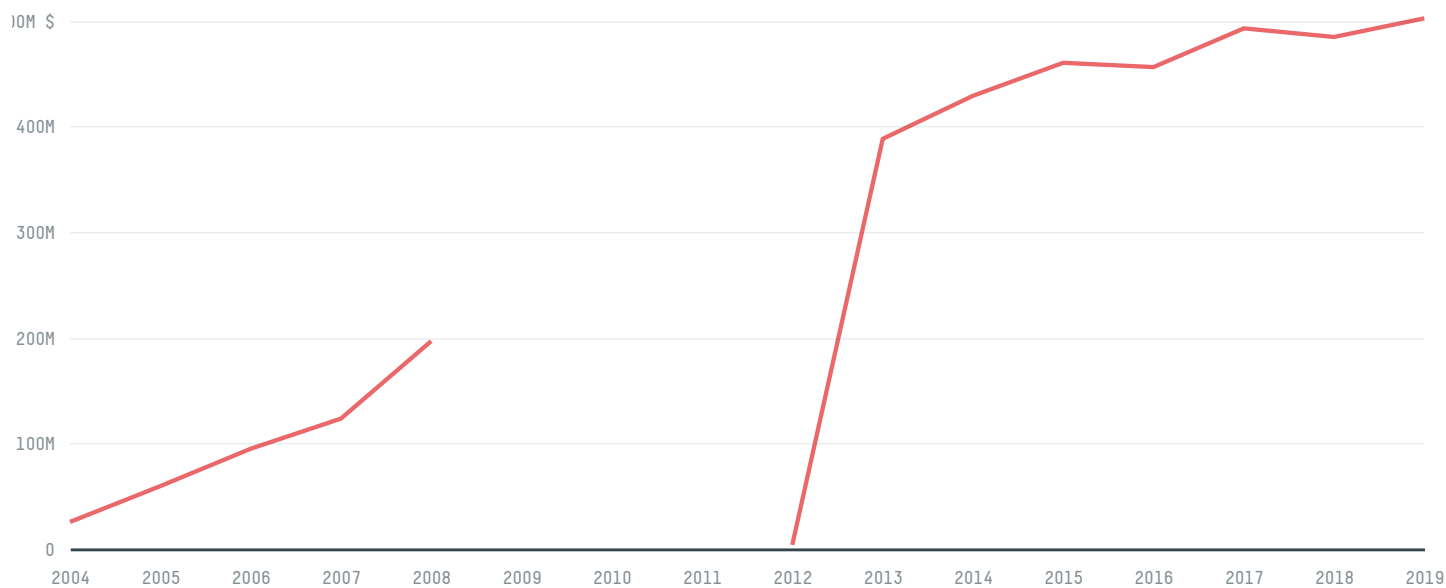
AGRICULTURAL LAND AREA
678

QATAR is the world's 158th largest country by area, 140th largest by population size and is the world's 55th largest economy (by GDP). Forests make up 0% of its area, and agriculture 6%. It's placement in the Human Development Index is 0.851. QATAR is a signatory to NYDF ENDORSER and ADP SIGNATORY.

TOP IMPORTS IN 2015

COMMODITY	WORLD IMPORT RANKING	PRODUCTION	IMPORTS	VALUE
SUGARCANE	101	0	489,527,835.9	33,031,916
CHICKEN	29	8,527	116,819,233	260,492,264
CORN	106	876	26,144,095	9,884,369
SOY	102	0	20,430,605.5	7,642,895
BEEF	62	647	18,883,044.6	85,410,865
COFFEE	81	0	4,918,024	34,491,993
PALM OIL	108	-	4,275,352	4,058,134
SHRIMP	40	0	2,634,805	18,645,627
COTTON	90	0	839,774.6	484,447
PORK	113	0	624,871.4	4,480,293
COCOA	96	0	239,835	1,583,724

IMPORT TRAJECTORY OF QATAR



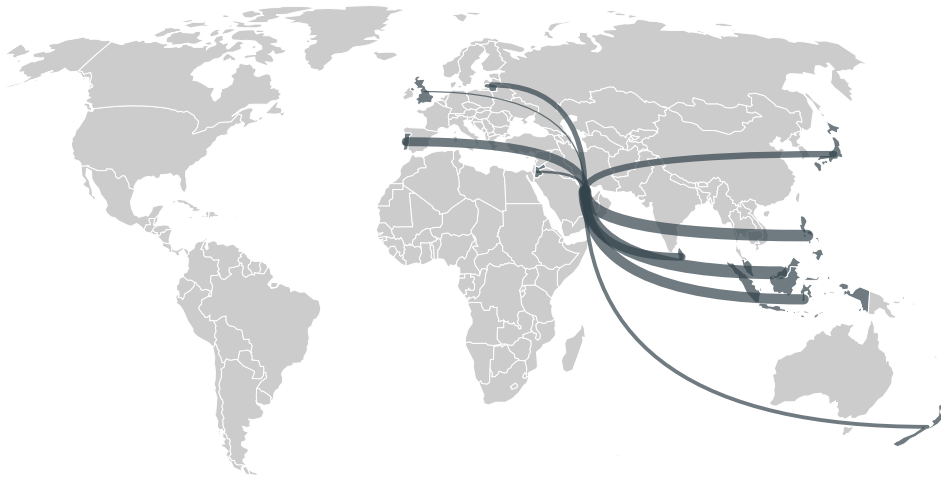
TOP EXPORT TRADERS OF COTTON IN QATAR IN 2015

QATAR ■

OTHER < 0.1%

TOP EXPORT COUNTRIES OF COTTON TO QATAR IN 2015

MALAYSIA	22.1%
PHILIPPINES	19.5%
INDONESIA	17.7%
PORTUGAL	11.5%
SRI LANKA	9.7%
JAPAN	8.8%
LITHUANIA	4.4%
NEW ZEALAND	4%
JORDAN	1.3%
UNITED KINGDOM	0.9%




Trase is a partnership between

In collaboration with

Donors

 Stockholm Environment Institute

 vizzuality

 The Global Environment Facility

 WWF

 Europe

This website uses cookies to provide you with an improved user experience. By continuing to browse this site, you consent to the use of cookies and similar technologies. Please visit our [privacy policy](#) for further details.

I AGREE