



# trase

## MALAYSIA (importer)

ACTIVITY	COMMODITY	YEAR
<b>Importer</b>	<b>Cotton</b>	<b>2017</b>

POPULATION	GDP	SURFACE AREA
<b>31,105,028</b>	<b>319,112,136,545.4</b>	<b>330,345</b>

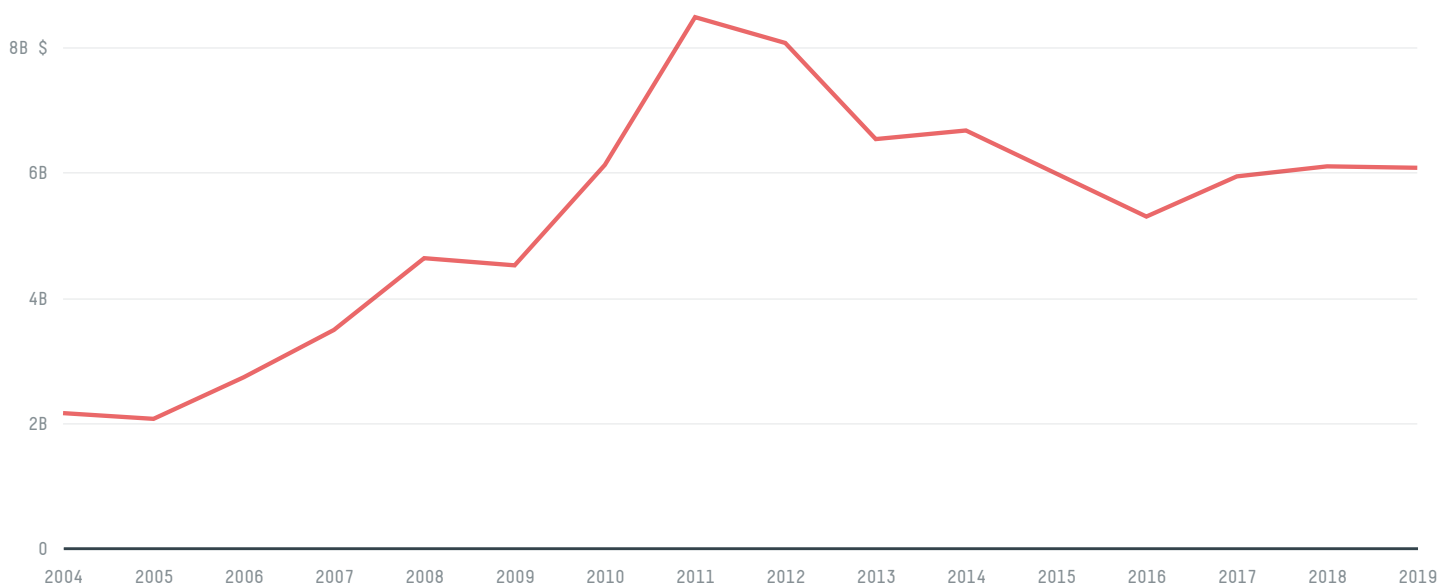
AGRICULTURAL LAND AREA	FORESTED LAND AREA
<b>86,270</b>	<b>222,092</b>

MALAYSIA is the world's 66th largest country by area, 44th largest by population size and is the world's 38th largest economy (by GDP). Forests make up 67% of its area, and agriculture 26%. It's placement in the Human Development Index is 0.802. MALAYSIA is a signatory to NYDF ENDORSER and ADP SIGNATORY.

## TOP IMPORTS IN 2017

COMMODITY	WORLD IMPORT RANKING	PRODUCTION	IMPORTS	VALUE
SUGARCANE	13	29,990	15,423,347,516.7	934,837,105
CORN	9	72,561	4,057,380,890.9	849,965,552
SOY	17	0	2,590,581,284.6	1,057,944,676
PALM OIL	15	-	580,368,832.6	403,483,736
COCOA	5	1,029	398,378,316	874,696,790
BEEF	14	42,158	223,529,046.9	592,117,860
COFFEE	17	8,109	120,023,639.5	353,244,951
COTTON	15	0	112,865,882.1	188,395,713
CHICKEN	45	1,648,491	69,131,176.9	160,406,157
WOOD PULP	18	-	57,273,241	39,969,348
SHRIMP	19	46,074.7	23,526,425	90,944,769
PORK	50	194,375	22,582,214	67,426,257

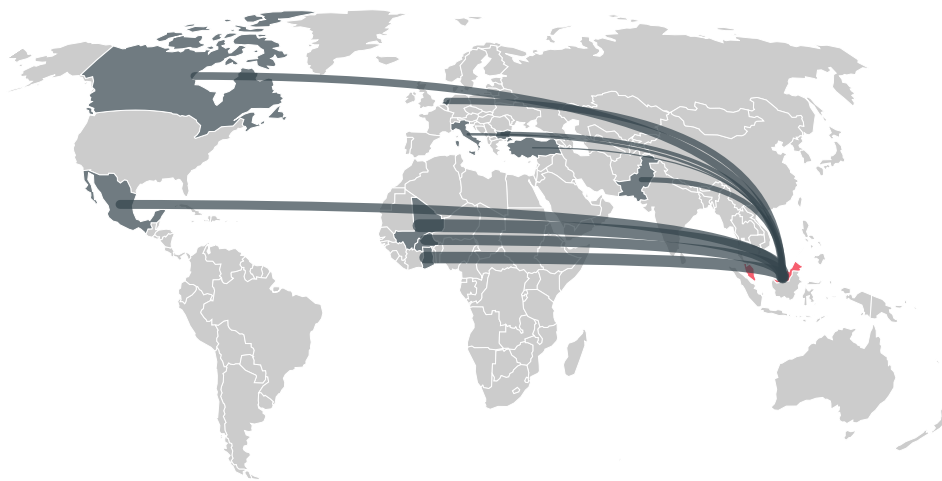
## IMPORT TRAJECTORY OF MALAYSIA



## TOP EXPORT TRADERS OF COTTON IN MALAYSIA IN 2017



## TOP EXPORT COUNTRIES OF COTTON TO MALAYSIA IN 2017




Country	Percentage
MALI	42.6%
GHANA	13.7%
BURKINA FASO	12.9%
MEXICO	8%
CANADA	7.4%
NETHERLANDS	6.6%
PAKISTAN	4.2%
BULGARIA	3.3%
ITALY	1.2%
TURKEY	< 0.1%


Trase is a partnership between

 Stockholm Environment Institute

 Global Canopy Programme

In collaboration with

 vizzuality

 The European Forest Institute

and many other organizations and individuals.

Donors

 The Global Environment Facility

 WWF

 Europe

 Gordon and Betty Moore Foundation

 The Nature Conservancy

 Department for International Development

 Formas

 Norway's International Climate and Forest Initiative (NICFI)

[Terms of Use](#) · [Privacy policy](#) · [Cookie policy](#) · [Contact us](#)