



trase

INDONESIA (importer)

ACTIVITY	COMMODITY	YEAR
Importer	Cotton	2018

POPULATION	GDP	SURFACE AREA
267,663,435	1,042,240,309,412.6	1,913,580

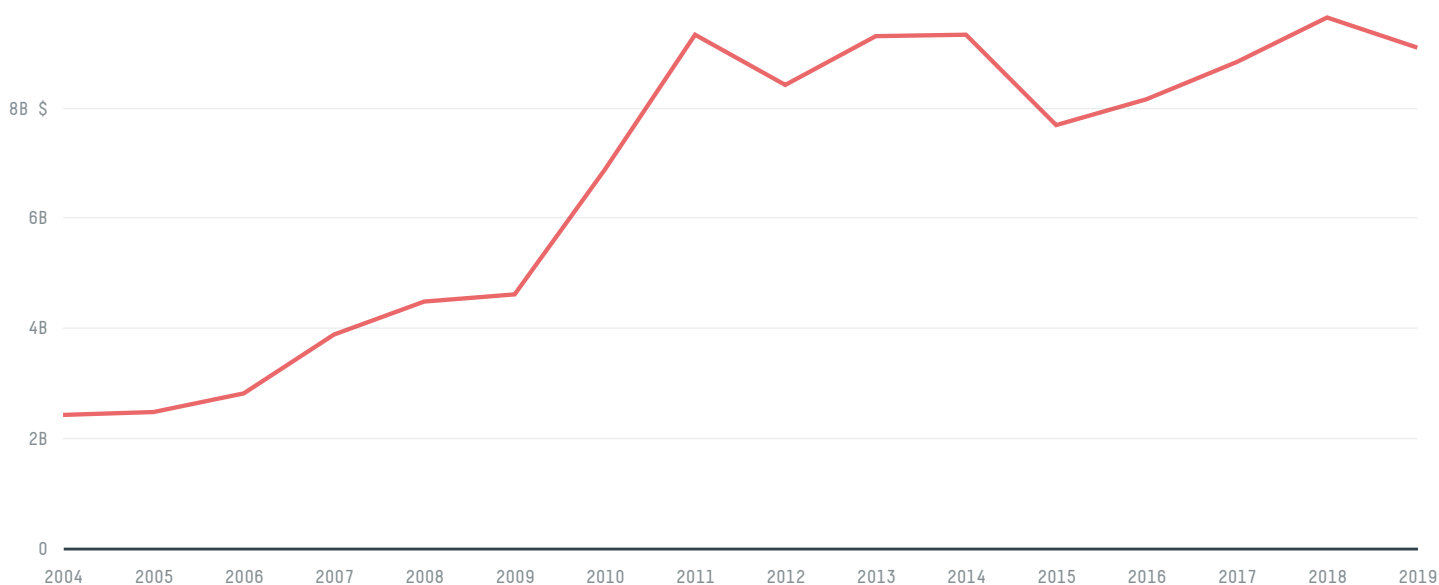
AGRICULTURAL LAND AREA	FORESTED LAND AREA
570,000	903,256

INDONESIA is the world's 14th largest country by area, 4th largest by population size and is the world's 16th largest economy (by GDP). Forests make up 47% of its area, and agriculture 30%. It's placement in the Human Development Index is 0.707. INDONESIA is a signatory to NYDF ENDORSER and ADP SIGNATORY.

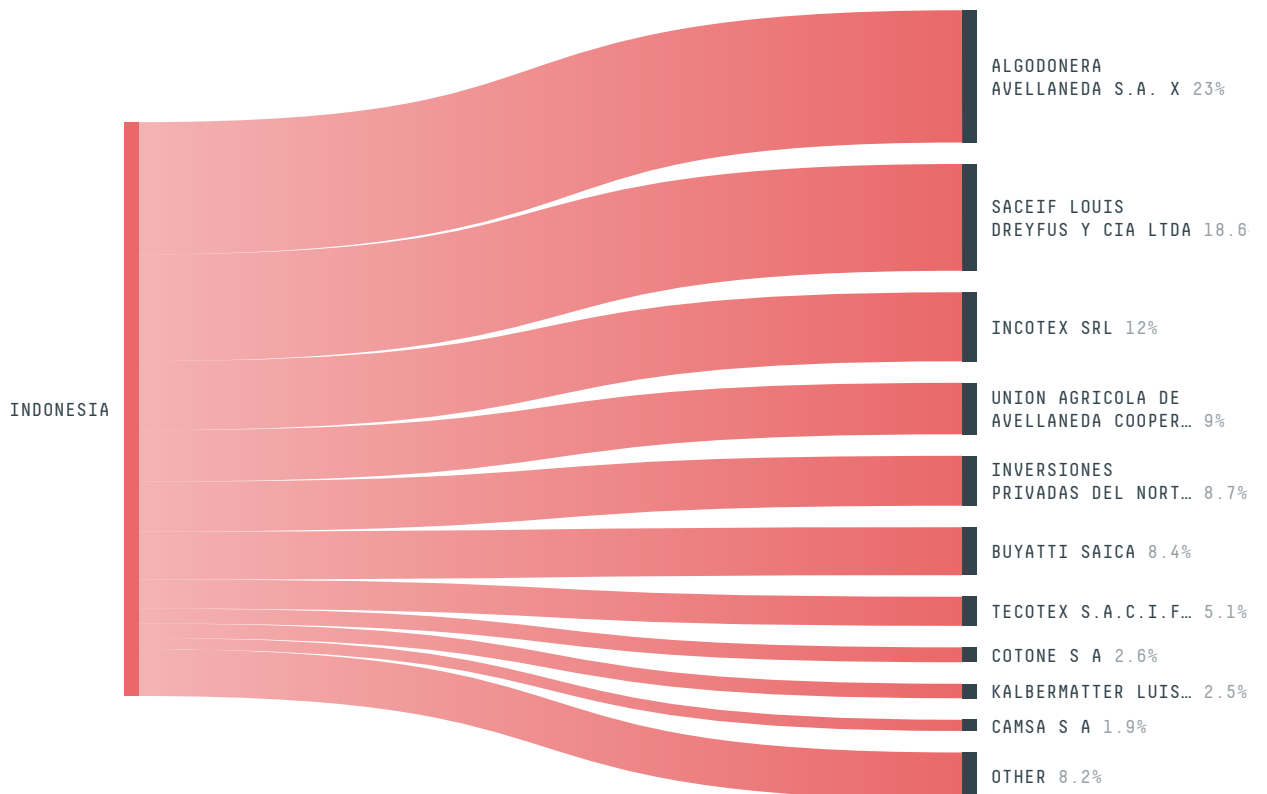
TOP IMPORTS IN 2018

COMMODITY	WORLD IMPORT RANKING	PRODUCTION	IMPORTS	VALUE
SUGARCANE	1	21,744,000	39,384,521,193.2	1,849,482,248
SOY	2	953,571	7,483,471,954.1	3,153,544,810
CORN	22	30,253,938	1,150,480,132.6	312,349,976
COTTON	4	417	762,953,895.9	1,441,971,079
WOOD PULP	4	-	741,582,618	612,742,471
COCOA	7	593,832	271,800,912	604,391,789
COFFEE	19	722,461	110,221,094.8	306,117,985
PALM OIL	122	-	849,998.1	914,594
SHRIMP	67	911,857	719,710	10,573,390
CHICKEN	153	2,544,105	1,107.7	31,079,093

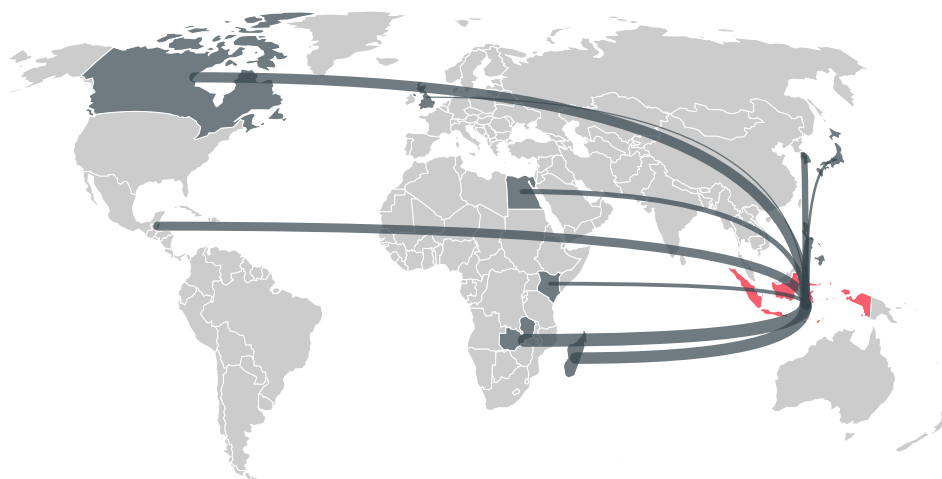
IMPORT TRAJECTORY OF INDONESIA



TOP EXPORT TRADERS OF COTTON IN INDONESIA IN 2018



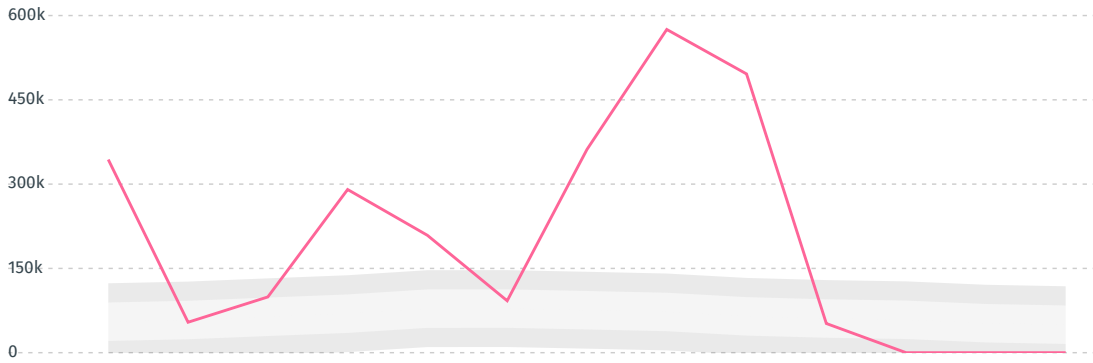
TOP EXPORT COUNTRIES OF COTTON TO INDONESIA IN 2018



ZAMBIA	25.2%
MADAGASCAR	23.9%
CANADA	15.2%
BELIZE	13%
PHILIPPINES	12.8%
SOUTH KOREA	3.8%
EGYPT	3%
KENYA	2.9%
JAPAN	< 0.1%
UNITED KINGDOM	< 0.1%

DEFORESTATION ALERTS IN ARGENTINA

There were **0** GLAD alerts reported in the week of the **18th of January 2021**. This was **low** compared to the same week in previous years.

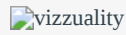


Caution: GLAD alerts from the last six months are preliminary. Revisions are made as unconfirmed alerts are removed from the data and alert totals are finalized six months after posting. Source: **Global Forest Watch**

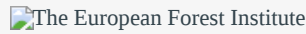

Trase is a partnership between



In collaboration with



Donors



and many other organizations and individuals.



[Terms of Use](#) · [Privacy policy](#) · [Cookie policy](#) · [Contact us](#)