



trase

FRANCE (importer)

ACTIVITY	COMMODITY	YEAR
Importer	Cotton	2017

POPULATION	GDP	SURFACE AREA
66,864,379	2,595,151,045,197.7	549,087

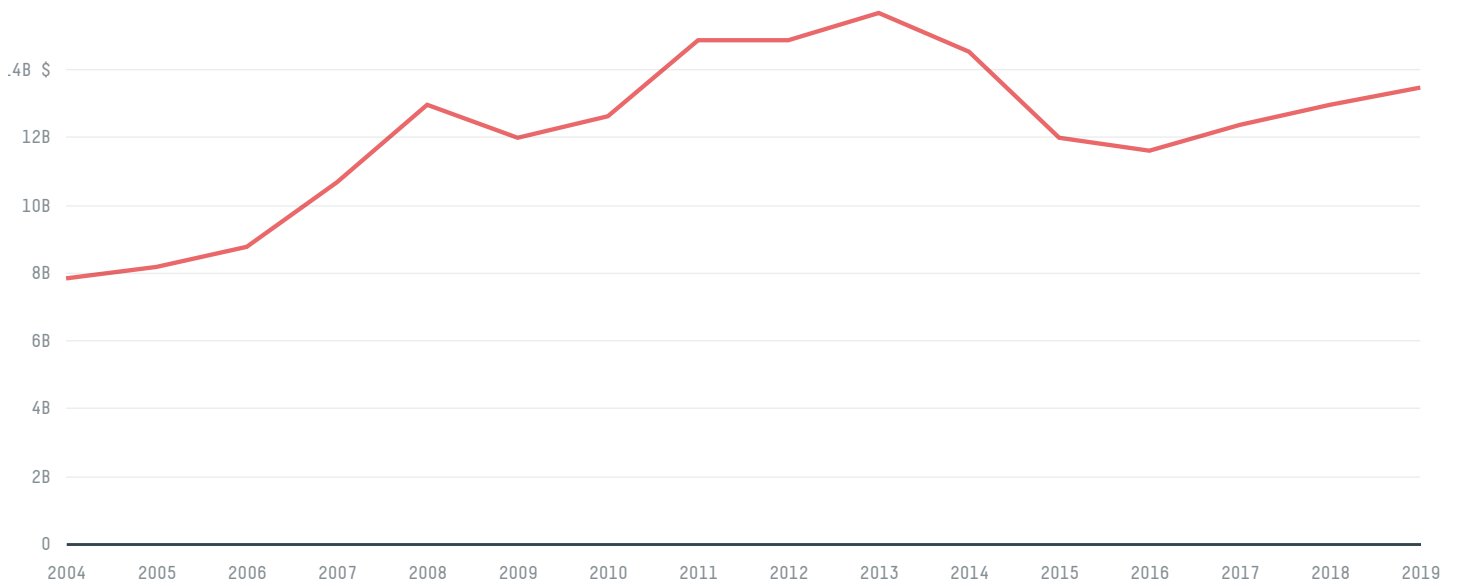
AGRICULTURAL LAND AREA	FORESTED LAND AREA
287,180.2	171,020

FRANCE is the world's 47th largest country by area, 21st largest by population size and is the world's 7th largest economy (by GDP). Forests make up 31% of its area, and agriculture 52%. It's placement in the Human Development Index is 0.89. FRANCE is a signatory to NYDF ENDORSER and ADP SIGNATORY.

TOP IMPORTS IN 2017

COMMODITY	WORLD IMPORT RANKING	PRODUCTION	IMPORTS	VALUE
SOY	10	415,202	3,597,809,426.1	1,347,923,511
SUGARCANE	42	2,860,410	2,675,450,908	463,715,648
CORN	29	14,534,897	920,587,667.6	390,321,087
CHICKEN	11	1,161,745	457,093,348	1,214,886,453
PORK	11	2,147,550	454,455,373.5	1,513,433,844
BEEF	11	1,432,780	425,045,630.4	1,861,586,053
COFFEE	5	0	419,000,551.8	2,967,867,470
COCOA	6	0	370,433,410	1,244,771,086
PALM OIL	26	-	366,504,341.5	303,078,945
WOOD PULP	10	-	165,146,665	116,142,877
SHRIMP	5	60	98,840,782	869,647,543
PALM KERNEL	19	-	23,454,696	24,247,618
COTTON	31	0	18,631,889.5	31,560,468

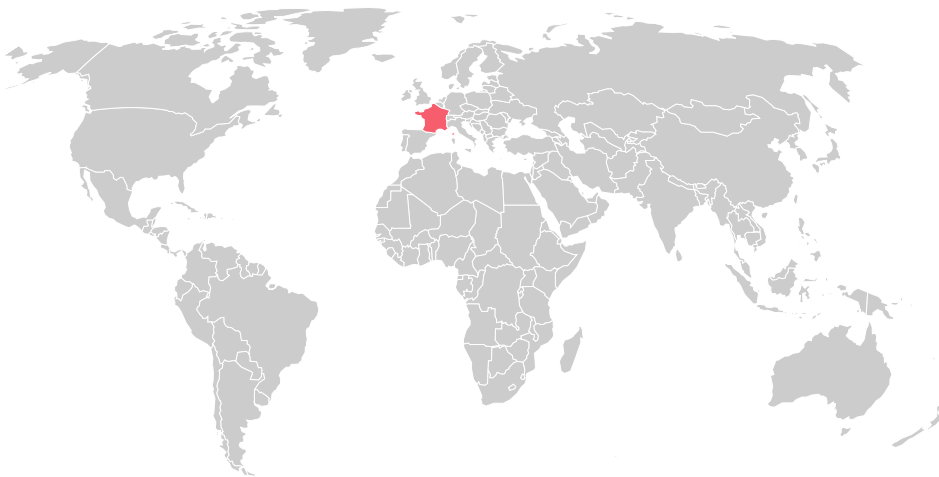
IMPORT TRAJECTORY OF FRANCE



TOP EXPORT TRADERS OF COTTON IN FRANCE IN 2017

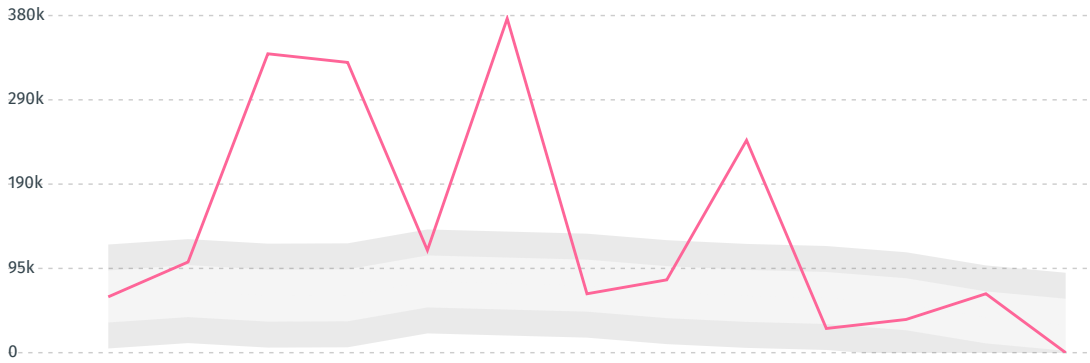


TOP EXPORT COUNTRIES OF COTTON TO FRANCE IN 2017



DEFORESTATION ALERTS IN ARGENTINA

There were **0** GLAD alerts reported in the week of the **25th of January 2021**. This was **low** compared to the same week in previous years.



Caution: GLAD alerts from the last six months are preliminary. Revisions are made as unconfirmed alerts are removed from the data and alert totals are finalized six months after posting. Source: **Global Forest Watch**

Trase is a partnership between



In collaboration with



and many other organizations and individuals.

Donors



[Terms of Use](#) · [Privacy policy](#) · [Cookie policy](#) · [Contact us](#)