



# trase

## SOLOMON ISLANDS (importer)

ACTIVITY                      COMMODITY                      YEAR  
**Importer**                      **Corn**                      **2018**

POPULATION    GDP                      SURFACE AREA    AGRICULTURAL LAND AREA  
**652,858**    **1,593,964,162.2**    **28,900**    **1,080**

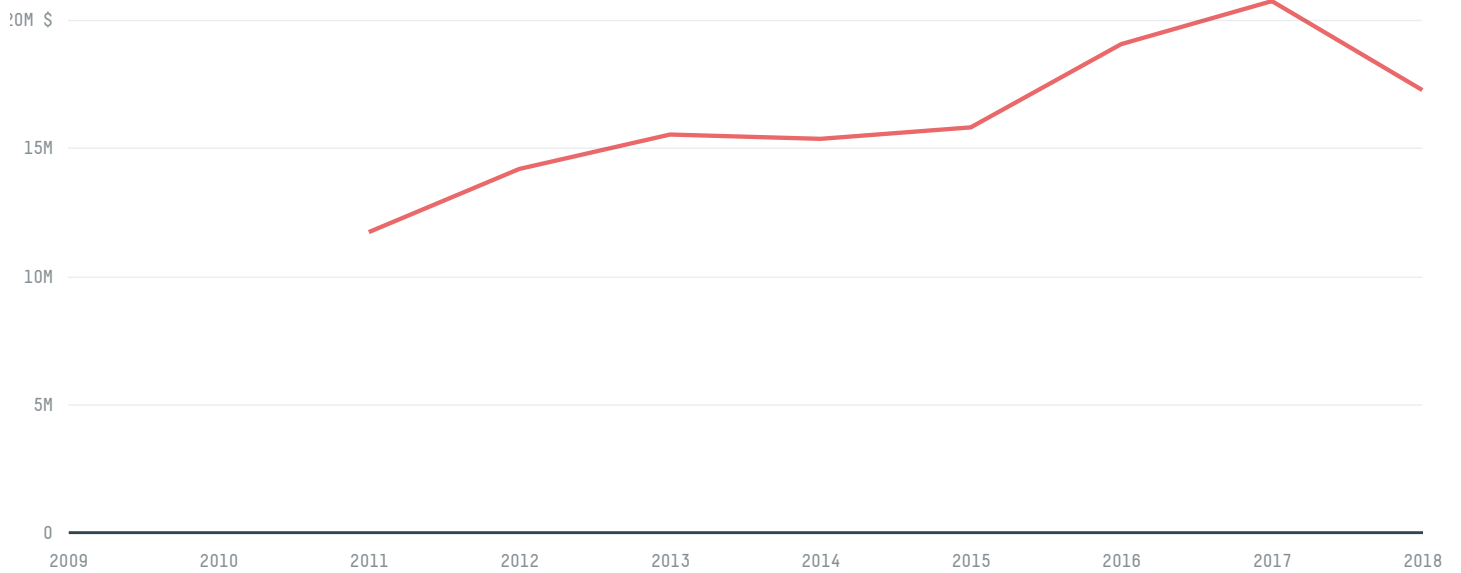
FORESTED LAND AREA  
**21,794**

SOLOMON ISLANDS is the world's 138th largest country by area, 163rd largest by population size and is the world's 180th largest economy (by GDP). Forests make up 75% of its area, and agriculture 4%. It's placement in the Human Development Index is 0.557. SOLOMON ISLANDS is a signatory to NYDF ENDORSER and ADP SIGNATORY.

### TOP IMPORTS IN 2018

COMMODITY	WORLD IMPORT RANKING	PRODUCTION	IMPORTS	VALUE
CORN	145	0	843,007.9	238,255
PALM OIL	129	-	546,077.9	495,994

## IMPORT TRAJECTORY OF SOLOMON ISLANDS



## TOP EXPORT TRADERS OF CORN IN SOLOMON ISLANDS IN 2018



## TOP EXPORT COUNTRIES OF CORN TO SOLOMON ISLANDS IN 2018

ANTIGUA AND BARBUDA  
83.7%

AUSTRALIA 7.9%

INDONESIA 5.6%

CHINA (MAINLAND) 1.9%

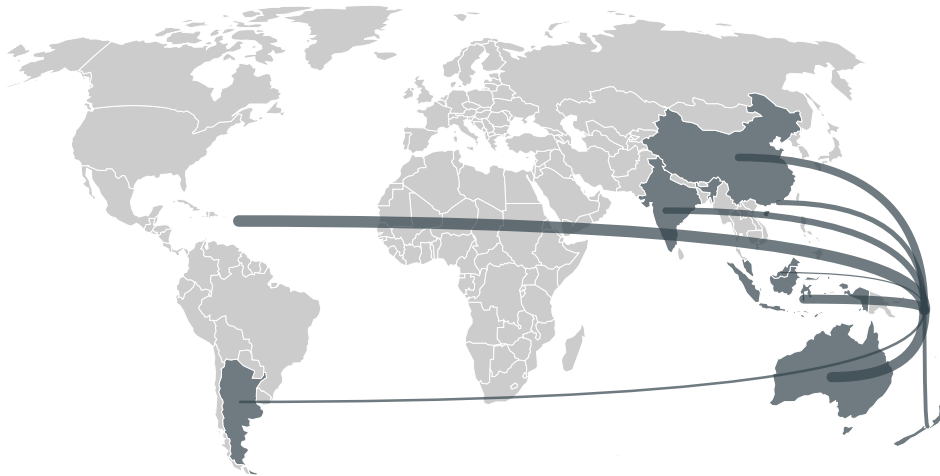
INDIA 0.5%

CHINA (HONG KONG)  
0.3%

NEW ZEALAND 0.1%

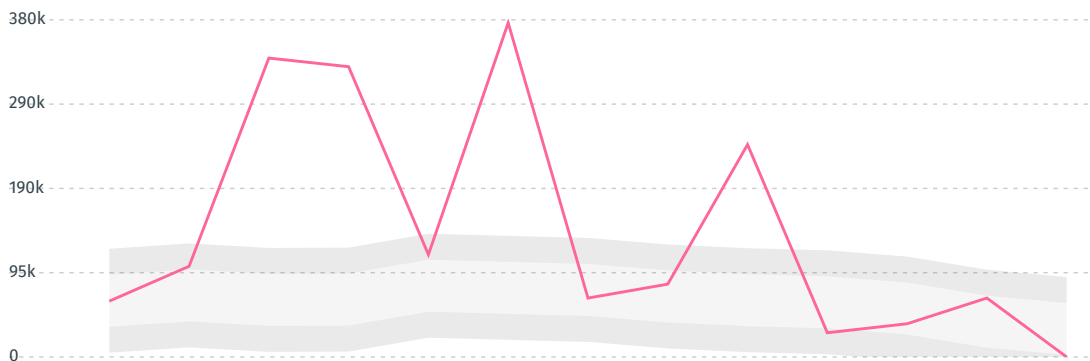
ARGENTINA < 0.1%

MALAYSIA < 0.1%



## DEFORESTATION ALERTS IN ARGENTINA

There were **0** GLAD alerts reported in the week of the 25th of January 2021. This was **low** compared to the same week in previous years.



Caution: GLAD alerts from the last six months are preliminary. Revisions are made as unconfirmed alerts are removed from the data and alert totals are finalized six months after posting. Source: **Global Forest Watch**

Trase is a partnership between

In collaboration with

Donors

Stockholm Environment Institute

vizzuality

The Global Environment Facility

WWF

Europe

This website uses cookies to provide you with an improved user experience. By continuing to browse this site, you consent to the use of cookies and similar technologies. Please visit our [privacy policy](#) for further details.

I AGREE