



# trase

## BOLIVIA (importer)

ACTIVITY	COMMODITY	YEAR
<b>Importer</b>	<b>Corn</b>	<b>2018</b>

POPULATION	GDP	SURFACE AREA
<b>11,353,142</b>	<b>40,287,647,930.5</b>	<b>1,098,580</b>

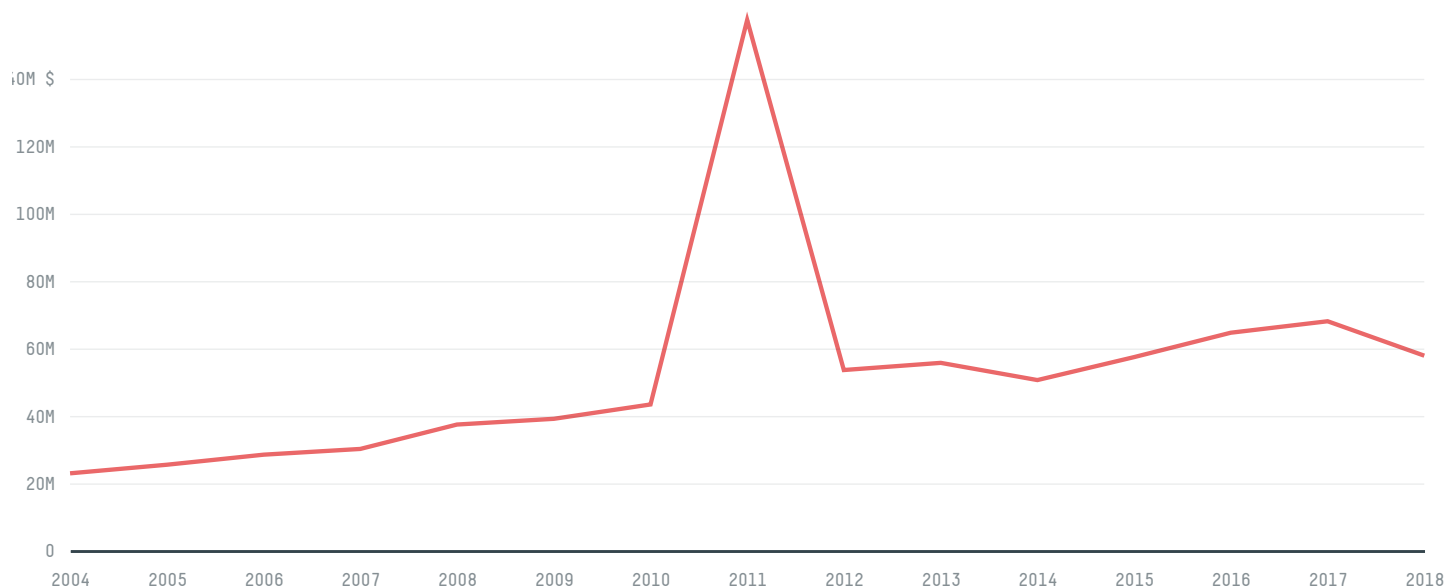
AGRICULTURAL LAND AREA	FORESTED LAND AREA
<b>376,850</b>	<b>544,750</b>

BOLIVIA is the world's 26th largest country by area, 79th largest by population size and is the world's 94th largest economy (by GDP). Forests make up 50% of its area, and agriculture 34%. It's placement in the Human Development Index is 0.703. BOLIVIA is a signatory to NYDF ENDORSER and ADP SIGNATORY.

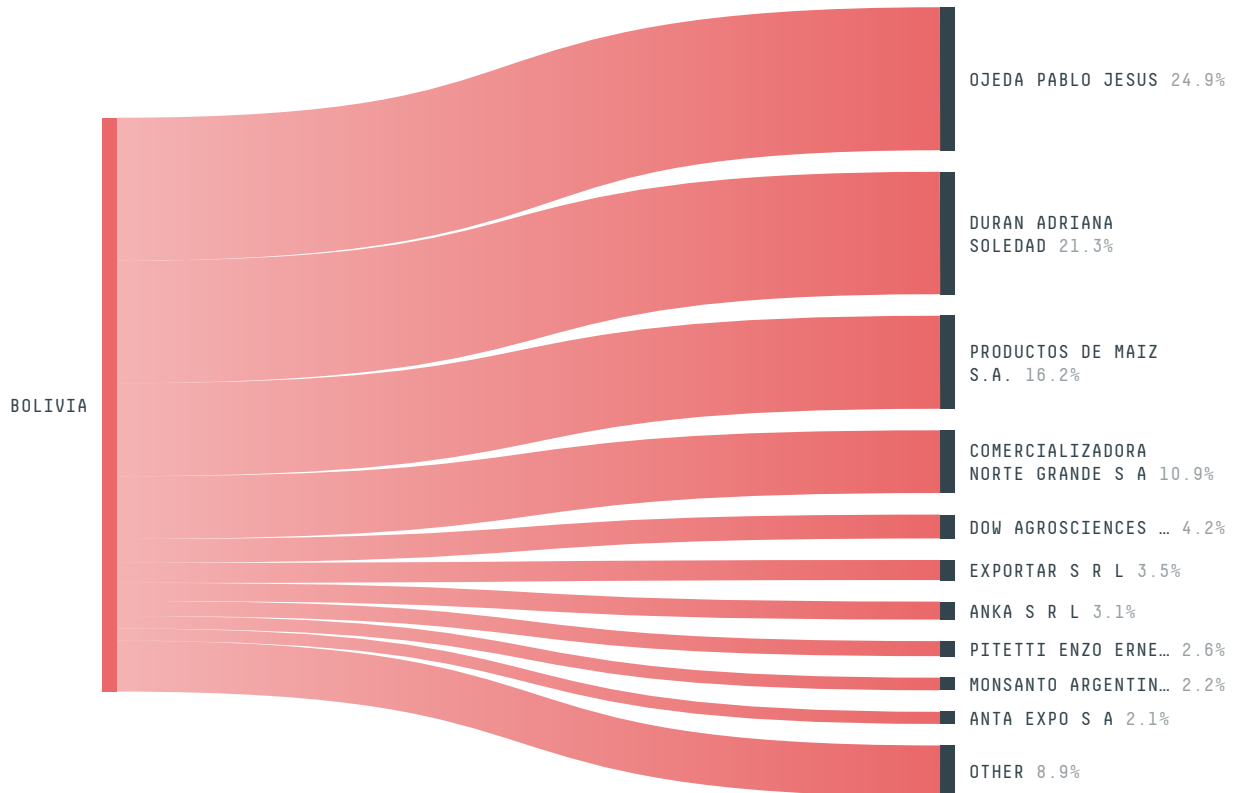
## TOP IMPORTS IN 2018

COMMODITY	WORLD IMPORT RANKING	PRODUCTION	IMPORTS	VALUE
CORN	98	1,260,926	37,302,899.8	16,177,488
SUGARCANE	149	9,616,440	6,765,811.8	411,591
SOY	125	2,942,131	2,670,037.1	1,651,603
BEEF	110	268,000	2,252,836.5	3,152,784
PALM OIL	111	-	2,237,751.6	2,616,162
COCOA	68	5,846	2,140,942	5,552,036
COFFEE	105	22,121	1,873,744.5	16,097,118
CHICKEN	128	482,332	1,605,157.9	9,059,090
WOOD PULP	64	-	864,532	789,013
COTTON	90	117,000	485,756.4	971,183
PALM KERNEL	76	-	262,902	414,132
PORK	134	109,000	94,828.9	714,566
SHRIMP	112	0	38,060	155,322

## IMPORT TRAJECTORY OF BOLIVIA



## TOP EXPORT TRADERS OF CORN IN BOLIVIA IN 2018



## TOP EXPORT COUNTRIES OF CORN TO BOLIVIA IN 2018




PARAGUAY	36.1%
PERU	18.3%
NETHERLANDS	17.7%
UNITED STATES	15.5%
MEXICO	5.1%
CHILE	4.2%
THAILAND	3.1%
COLOMBIA	< 0.1%
ECUADOR	< 0.1%
ITALY	< 0.1%


Trase is a partnership between

 Stockholm Environment Institute

 Global Canopy Programme

In collaboration with

 vizzuality

 The European Forest Institute

and many other organizations and individuals.

Donors

 The Global Environment Facility

 WWF

 Europe

 Gordon and Betty Moore Foundation

 The Nature Conservancy

 Department for International Development

 Formas

 Norway's International Climate and Forest Initiative (NICFI)

[Terms of Use](#) · [Privacy policy](#) · [Cookie policy](#) · [Contact us](#)