



# trase

## NETHERLANDS (importer)

| ACTIVITY        | COMMODITY   | YEAR        |
|-----------------|-------------|-------------|
| <b>Importer</b> | <b>Corn</b> | <b>2018</b> |

| POPULATION        | GDP                      | SURFACE AREA  |
|-------------------|--------------------------|---------------|
| <b>17,231,624</b> | <b>914,043,438,179.6</b> | <b>41,540</b> |

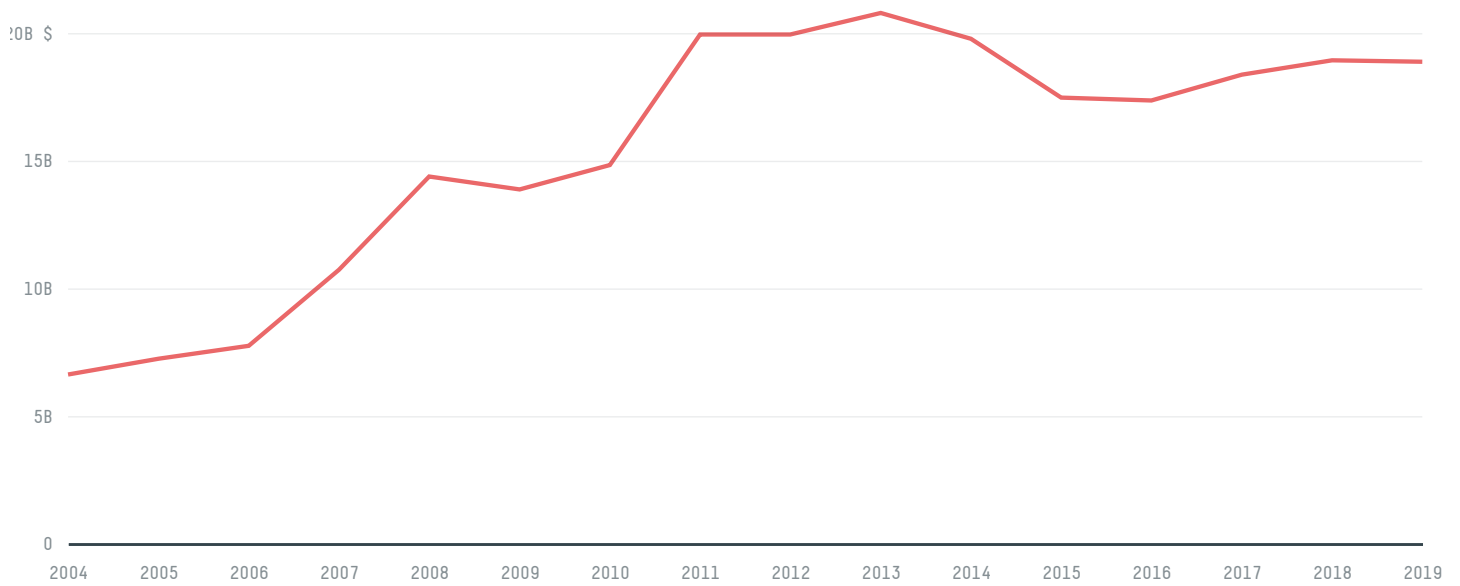
| AGRICULTURAL LAND AREA | FORESTED LAND AREA |
|------------------------|--------------------|
| <b>17,960</b>          | <b>3,766</b>       |

NETHERLANDS is the world's 130th largest country by area, 65th largest by population size and is the world's 17th largest economy (by GDP). Forests make up 9% of its area, and agriculture 43%. It's placement in the Human Development Index is 0.934. NETHERLANDS is a signatory to NYDF ENDORSER and ADP SIGNATORY.

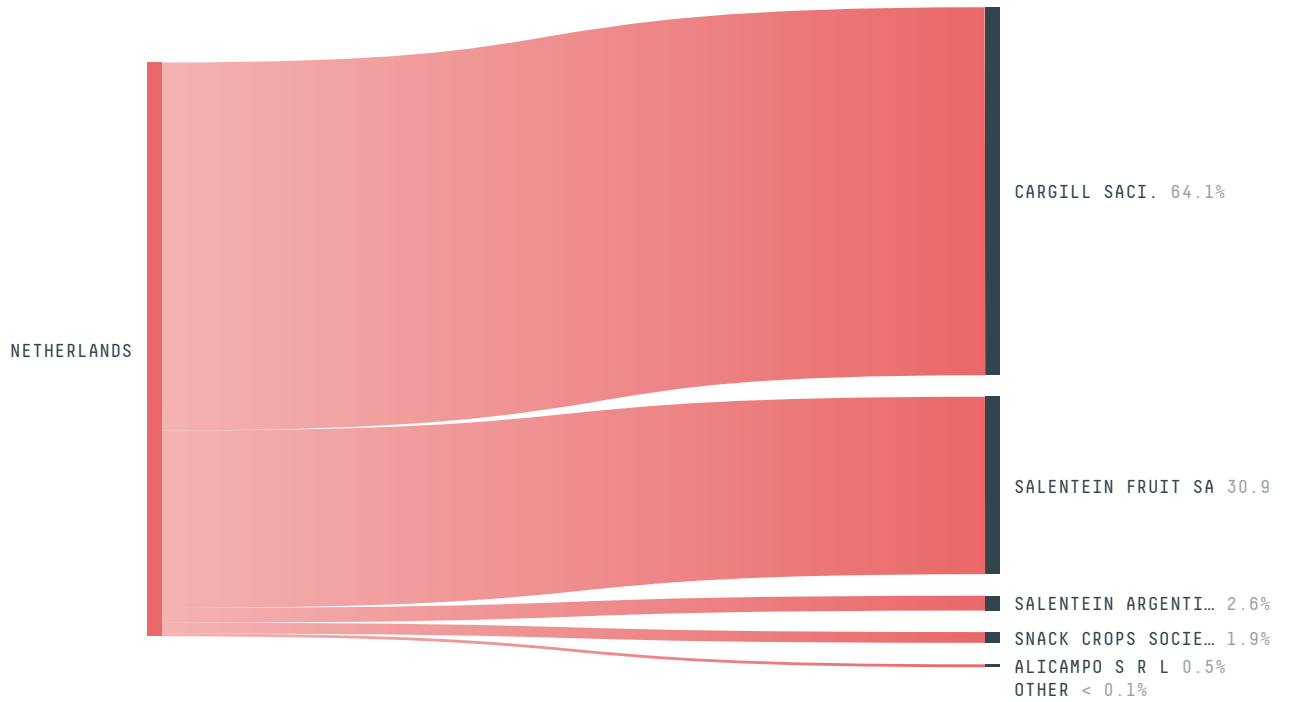
## TOP IMPORTS IN 2018

| COMMODITY   | WORLD IMPORT RANKING | PRODUCTION | IMPORTS          | VALUE         |
|-------------|----------------------|------------|------------------|---------------|
| SUGARCANE   | 8                    | 0          | 19,759,748,224.3 | 907,149,624   |
| SOY         | 3                    | 0          | 7,176,362,021.1  | 2,947,087,221 |
| CORN        | 5                    | 84,894     | 6,121,004,667    | 1,395,167,246 |
| PALM OIL    | 4                    | -          | 2,671,246,777.8  | 1,824,676,988 |
| COCOA       | 1                    | 0          | 1,384,804,175    | 3,484,704,100 |
| CHICKEN     | 2                    | 1,015,336  | 1,049,579,299.9  | 2,274,600,844 |
| BEEF        | 9                    | 385,859    | 558,257,333.6    | 2,780,433,284 |
| PORK        | 12                   | 1,461,345  | 358,887,801.3    | 988,322,923   |
| COFFEE      | 9                    | 0          | 322,133,455      | 1,459,522,695 |
| PALM KERNEL | 5                    | -          | 232,475,014      | 261,172,085   |
| WOOD PULP   | 10                   | -          | 227,794,840      | 127,965,508   |
| SHRIMP      | 8                    | 0          | 60,019,093       | 478,491,010   |
| COTTON      | 60                   | 0          | 3,755,476.6      | 8,607,382     |

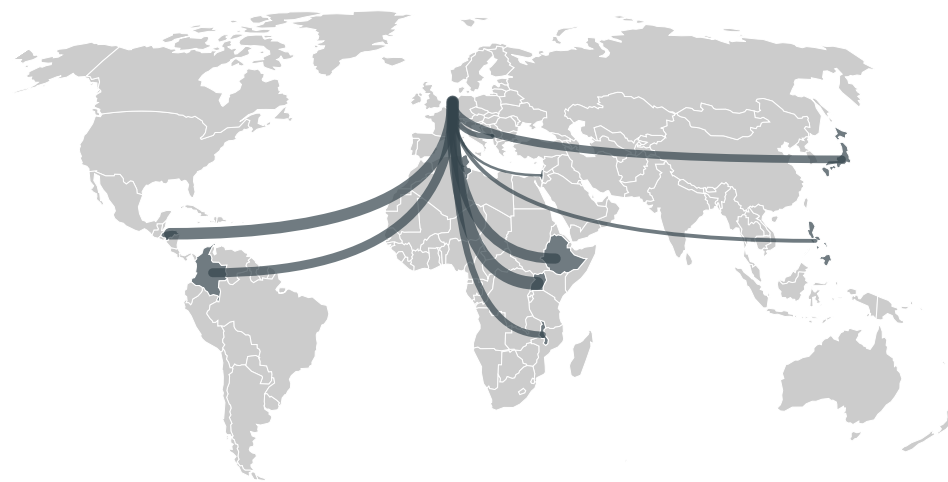
## IMPORT TRAJECTORY OF NETHERLANDS



## TOP EXPORT TRADERS OF CORN IN NETHERLANDS IN 2018



## TOP EXPORT COUNTRIES OF CORN TO NETHERLANDS IN 2018



UGANDA 22.3%

HONDURAS 19%

ETHIOPIA 13.1%

COLOMBIA 12.5%

MALAWI 9.4%

JAPAN 9.4%

MONTENEGRO 6.2%

PHILIPPINES 3.7%

ISRAEL 3%

TUNISIA 1.5%

Trase is a partnership between

 Stockholm Environment Institute

 Global Canopy Programme

In collaboration with

 vizzuality

 The European Forest Institute

and many other organizations and individuals.

Donors

 The Global Environment Facility

 WWF

 Europe

 Gordon and Betty Moore Foundation

 The Nature Conservancy

 Department for International Development

 Formas

 Norway's International Climate and Forest Initiative (NICFI)

[Terms of Use](#) · [Privacy policy](#) · [Cookie policy](#) · [Contact us](#)