



trase

MALAYSIA (importer)

ACTIVITY	COMMODITY	YEAR
Importer	Corn	2018

POPULATION	GDP	SURFACE AREA
31,528,585	358,715,057,123.7	330,345

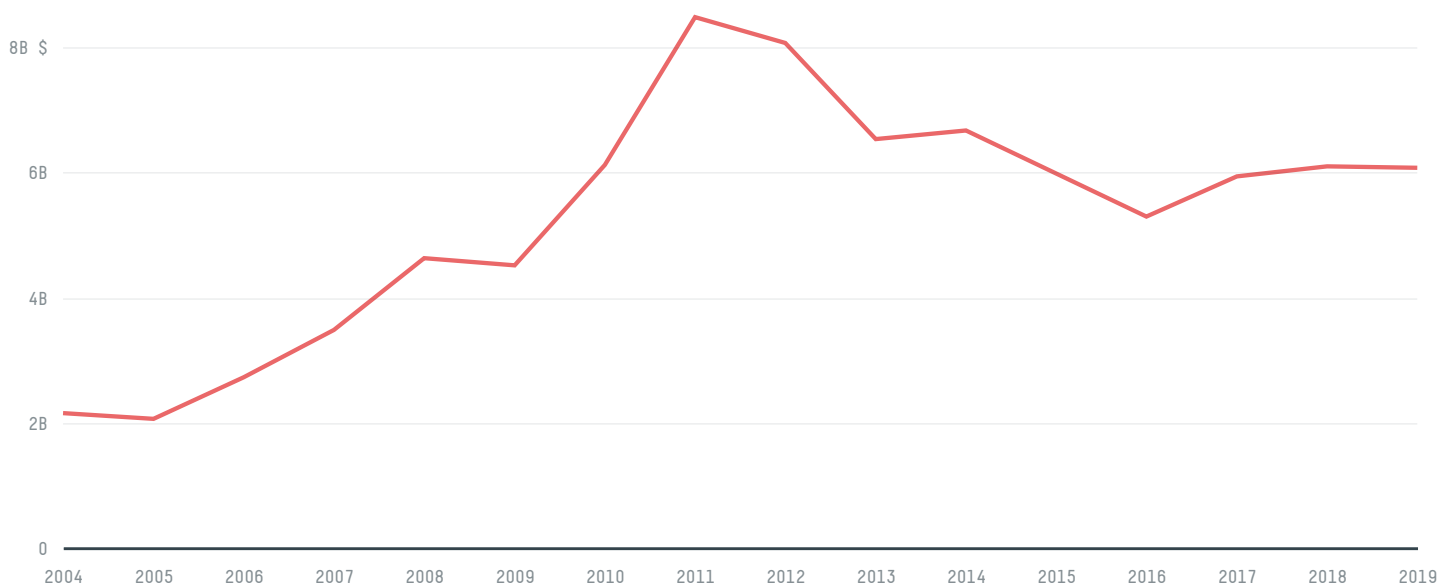
AGRICULTURAL LAND AREA	FORESTED LAND AREA
86,270	222,092

MALAYSIA is the world's 66th largest country by area, 44th largest by population size and is the world's 36th largest economy (by GDP). Forests make up 67% of its area, and agriculture 26%. It's placement in the Human Development Index is 0.804. MALAYSIA is a signatory to NYDF ENDORSER and ADP SIGNATORY.

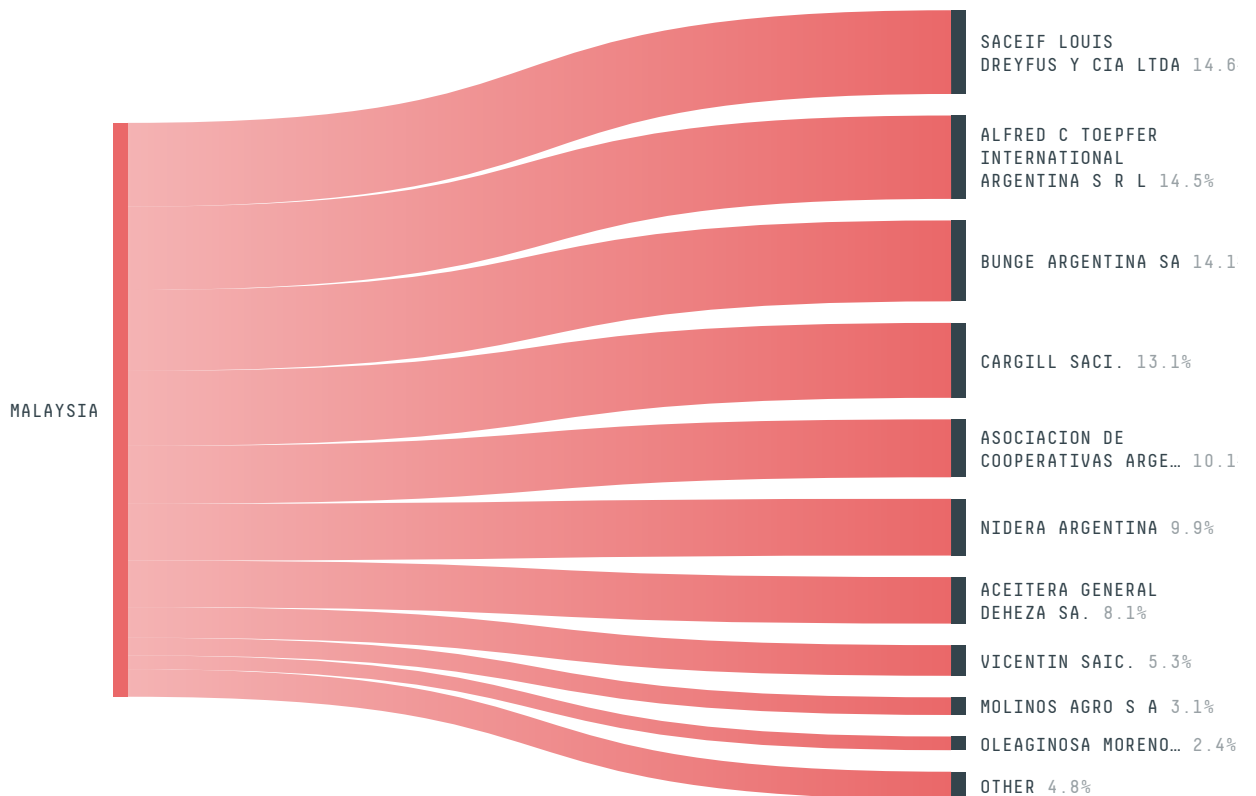
TOP IMPORTS IN 2018

COMMODITY	WORLD IMPORT RANKING	PRODUCTION	IMPORTS	VALUE
SUGARCANE	10	29,433	16,402,964,641.8	794,127,919
CORN	8	76,362	4,233,454,995.1	959,169,090
SOY	20	0	2,240,295,616.5	980,618,488
PALM OIL	10	-	822,758,347.9	456,508,876
COCOA	5	1,505	426,299,838	929,998,170
BEEF	16	45,998	222,048,887.5	579,267,753
COTTON	10	0	192,347,182.6	345,116,657
COFFEE	15	8,743	136,056,476.8	361,148,316
CHICKEN	48	1,766,369	73,237,011	176,365,671
WOOD PULP	21	-	55,496,350	48,257,854
SHRIMP	20	46,126.3	28,198,165	98,109,038
PORK	53	186,012	25,418,743.6	71,718,331

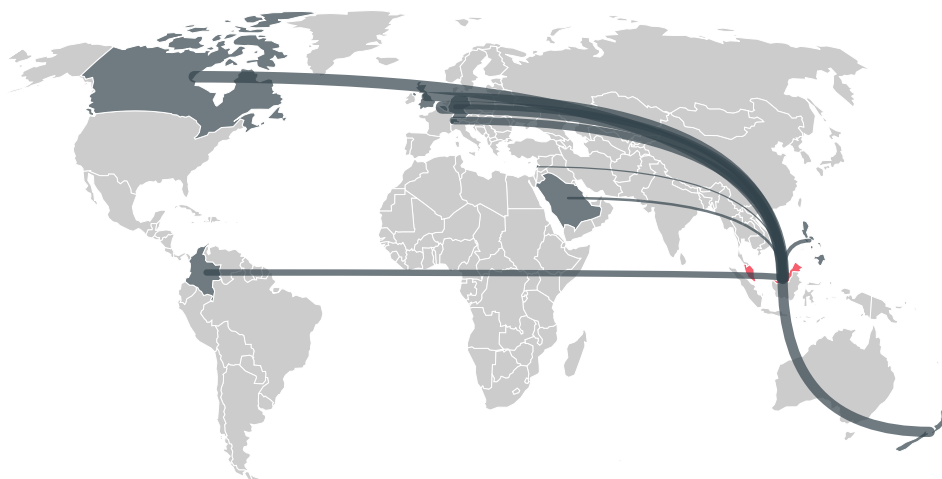
IMPORT TRAJECTORY OF MALAYSIA



TOP EXPORT TRADERS OF CORN IN MALAYSIA IN 2018




TOP EXPORT COUNTRIES OF CORN TO MALAYSIA IN 2018




BELGIUM	78.3%
CANADA	9.8%
NEW ZEALAND	4.4%
UNITED KINGDOM	2.7%
SWITZERLAND	2.1%
COLOMBIA	1.7%
GERMANY	0.7%
PHILIPPINES	0.2%
SAUDI ARABIA	< 0.1%
LEBANON	< 0.1%


Trase is a partnership between

 Stockholm Environment Institute

 Global Canopy Programme

In collaboration with

 vizzuality

 The European Forest Institute

and many other organizations and individuals.

Donors

 The Global Environment Facility

 WWF

 Europe

 Gordon and Betty Moore Foundation

 The Nature Conservancy

 Department for International Development

 Formas

 Norway's International Climate and Forest Initiative (NICFI)

[Terms of Use](#) · [Privacy policy](#) · [Cookie policy](#) · [Contact us](#)