



trase

KUWAIT (importer)

ACTIVITY	COMMODITY	YEAR
Importer	Corn	2018

POPULATION	GDP	SURFACE AREA
4,137,312	140,645,364,238.4	17,820

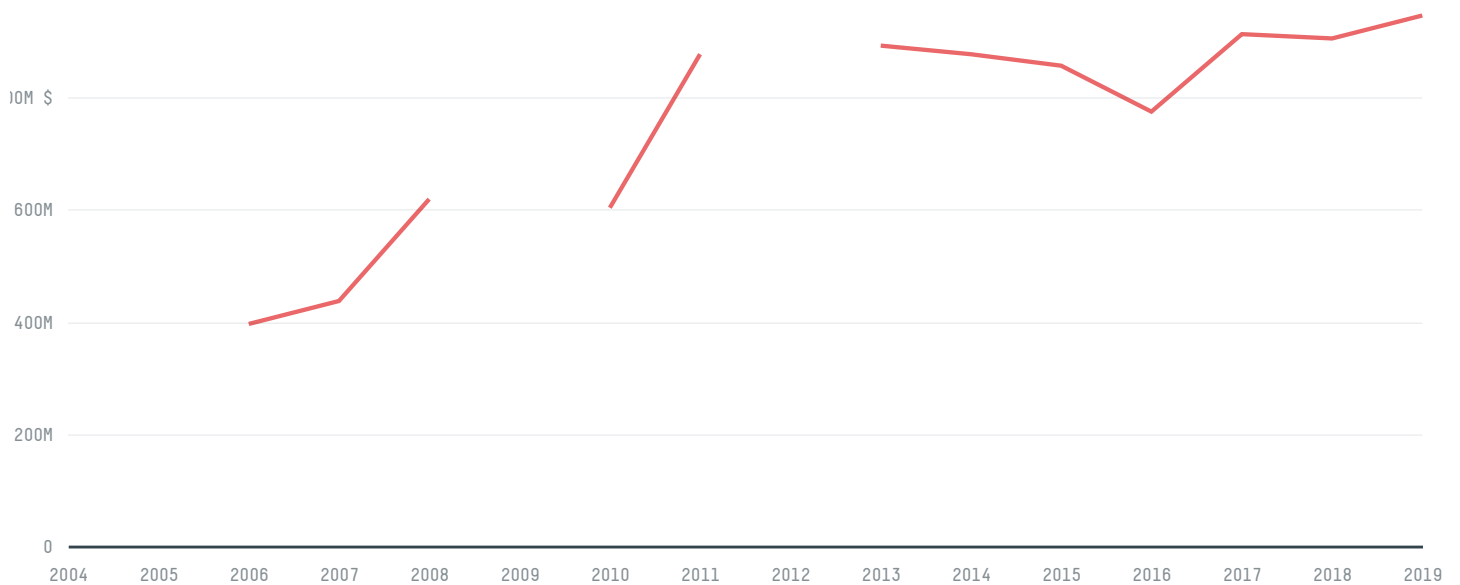
AGRICULTURAL LAND AREA	FORESTED LAND AREA
1,500	62.5

KUWAIT is the world's 152nd largest country by area, 128th largest by population size and is the world's 57th largest economy (by GDP). Forests make up 0% of its area, and agriculture 8%. It's placement in the Human Development Index is 0.808. KUWAIT is a signatory to NYDF ENDORSER and ADP SIGNATORY.

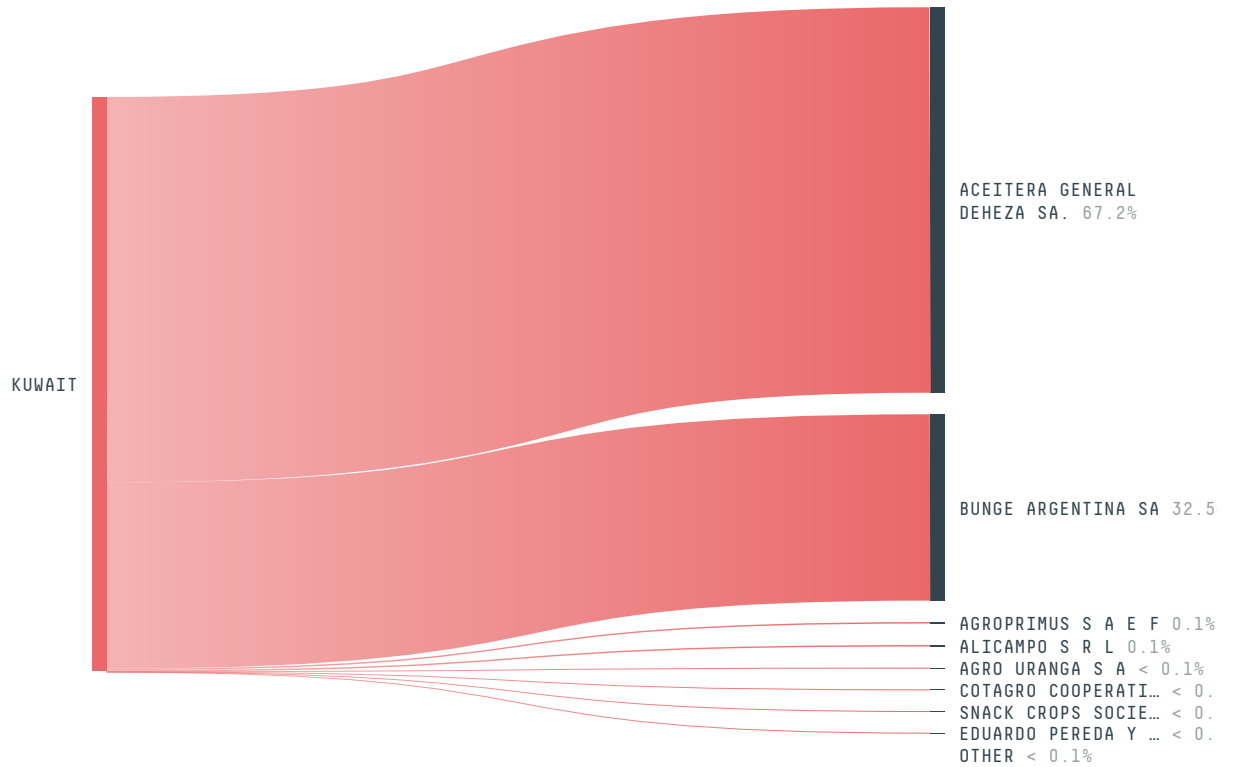
TOP IMPORTS IN 2018

COMMODITY	WORLD IMPORT RANKING	PRODUCTION	IMPORTS	VALUE
SUGARCANE	74	0	852,674,663.4	62,678,828
CORN	56	8,869	190,978,116	108,775,805
CHICKEN	25	61,122	146,750,925.5	308,341,740
SOY	77	0	89,132,274.4	44,286,120
BEEF	42	1,936	46,343,073.9	212,831,351
PALM OIL	67	-	35,729,034.5	27,761,993
COFFEE	61	0	14,083,725.5	80,719,067
SHRIMP	31	0	6,916,021	50,347,714
COCOA	81	0	980,386	4,315,702
PORK	-	0	-	-

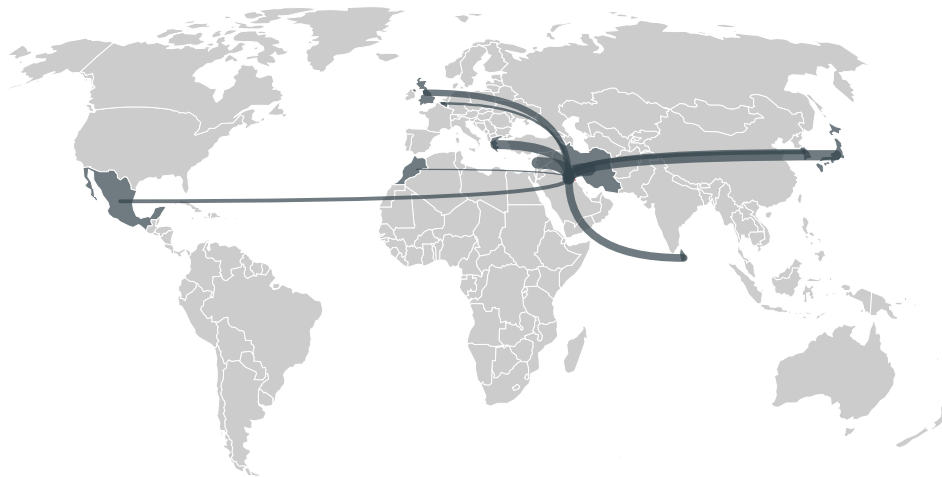
IMPORT TRAJECTORY OF KUWAIT



TOP EXPORT TRADERS OF CORN IN KUWAIT IN 2018



TOP EXPORT COUNTRIES OF CORN TO KUWAIT IN 2018



IRAN 25.6%

LEBANON 23.6%

JAPAN 18.9%

GREECE 14%

SRI LANKA 7.7%

UNITED KINGDOM 4.7%

SOUTH KOREA 2.2%

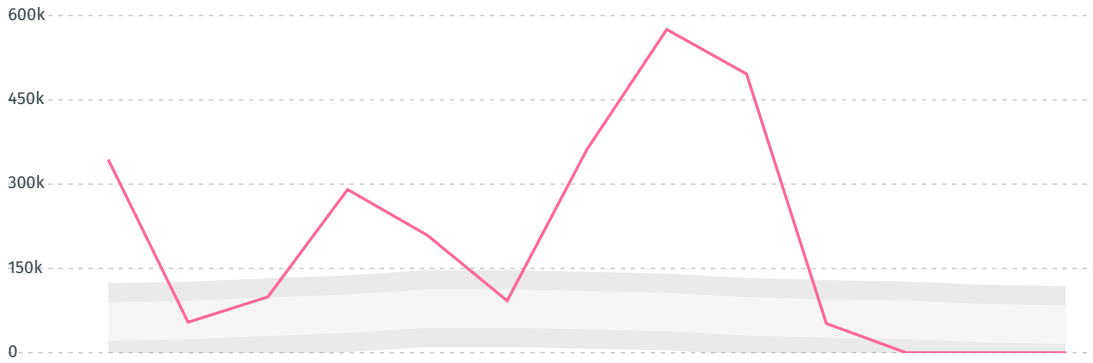
MEXICO 1.7%

BELGIUM 0.8%

MOROCCO 0.7%

DEFORESTATION ALERTS IN ARGENTINA

There were **0** GLAD alerts reported in the week of the **18th of January 2021**. This was **low** compared to the same week in previous years.



Caution: GLAD alerts from the last six months are preliminary. Revisions are made as unconfirmed alerts are removed from the data and alert totals are finalized six months after posting. Source: **Global Forest Watch**

Trase is a partnership between



In collaboration with



and many other organizations and individuals.

Donors



[Terms of Use](#) · [Privacy policy](#) · [Cookie policy](#) · [Contact us](#)