



trase

KENYA (importer)

ACTIVITY	COMMODITY	YEAR
Importer	Corn	2018

POPULATION	GDP	SURFACE AREA
51,393,010	87,778,582,964.1	580,370

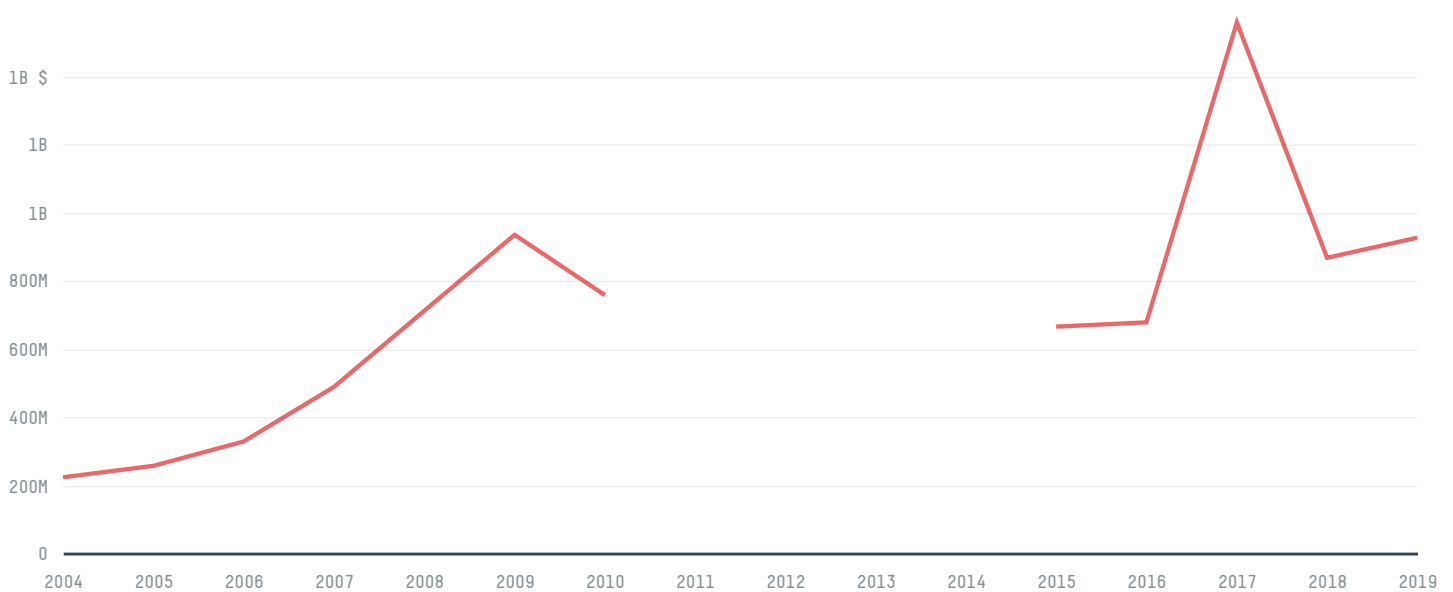
AGRICULTURAL LAND AREA	FORESTED LAND AREA
276,300	44,496

KENYA is the world's 46th largest country by area, 28th largest by population size and is the world's 66th largest economy (by GDP). Forests make up 8% of its area, and agriculture 48%. It's placement in the Human Development Index is 0.579. KENYA is a signatory to NYDF ENDORSER and ADP SIGNATORY.

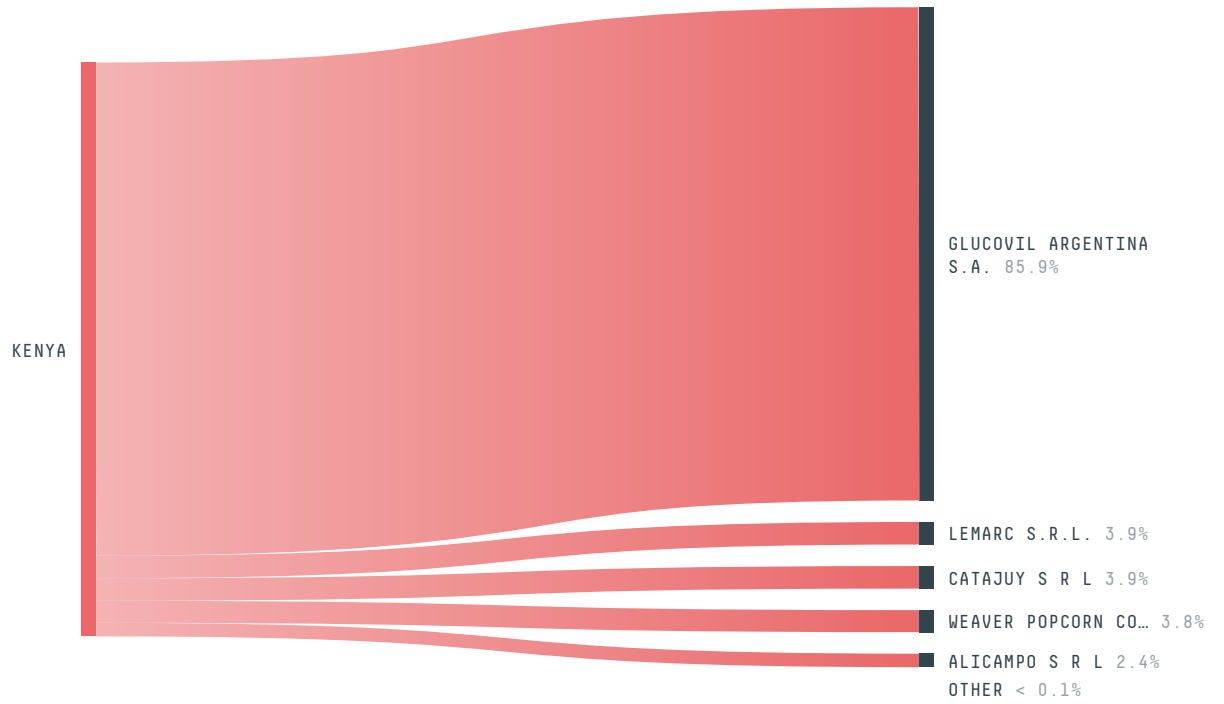
TOP IMPORTS IN 2018

COMMODITY	WORLD IMPORT RANKING	PRODUCTION	IMPORTS	VALUE
SUGARCANE	46	5,262,157	2,325,792,920.9	158,772,517
PALM OIL	12	-	769,355,754.8	505,421,800
CORN	37	4,013,777	564,554,931.8	135,385,341
SOY	91	2,304	39,415,575.6	18,787,636
CHICKEN	131	30,248	1,353,480.5	5,273,939
COCOA	75	0	1,293,302	4,248,243
PORK	105	25,389	860,144.9	2,513,762
BEEF	137	652,010	539,703.7	1,210,818
WOOD PULP	88	-	58,677	61,447
SHRIMP	-	0	-	-

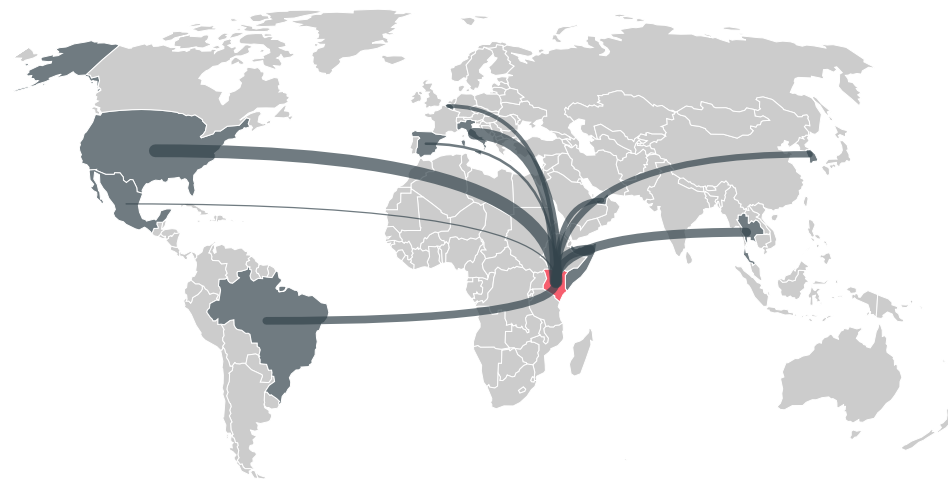
IMPORT TRAJECTORY OF KENYA



TOP EXPORT TRADERS OF CORN IN KENYA IN 2018



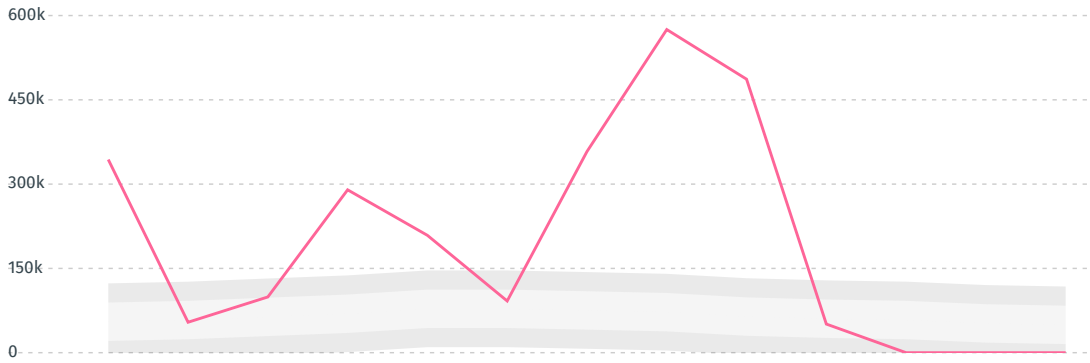
TOP EXPORT COUNTRIES OF CORN TO KENYA IN 2018



Country	Percentage
UNITED STATES	24.3%
ITALY	17.2%
SOMALIA	13.9%
THAILAND	13.6%
BRAZIL	13%
SOUTH KOREA	7.8%
UNITED ARAB EMIRATES	6.4%
BELGIUM	2.8%
SPAIN	0.6%
MEXICO	0.4%

DEFORESTATION ALERTS IN ARGENTINA

There were **3** GLAD alerts reported in the week of the **18th of January 2021**. This was **low** compared to the same week in previous years.



Caution: GLAD alerts from the last six months are preliminary. Revisions are made as unconfirmed alerts are removed from the data and alert totals are finalized six months after posting. Source: **Global Forest Watch**

Trase is a partnership between



In collaboration with



and many other organizations and individuals.

Donors



[Terms of Use](#) · [Privacy policy](#) · [Cookie policy](#) · [Contact us](#)