



trase

## ISRAEL (importer)

| ACTIVITY        | COMMODITY   | YEAR        |
|-----------------|-------------|-------------|
| <b>Importer</b> | <b>Corn</b> | <b>2018</b> |

| POPULATION       | GDP                      | SURFACE AREA  |
|------------------|--------------------------|---------------|
| <b>8,882,800</b> | <b>370,587,977,125.7</b> | <b>22,070</b> |

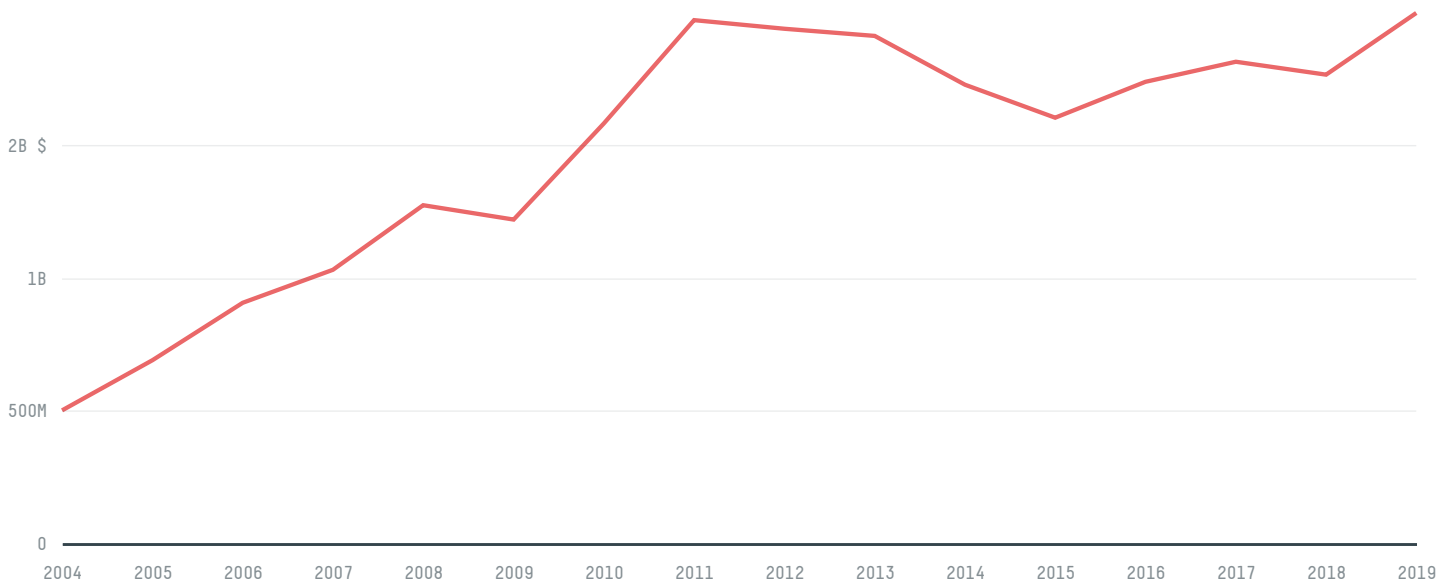
| AGRICULTURAL LAND AREA | FORESTED LAND AREA |
|------------------------|--------------------|
| <b>5,320</b>           | <b>1,672</b>       |

ISRAEL is the world's 147th largest country by area, 96th largest by population size and is the world's 33rd largest economy (by GDP). Forests make up 8% of its area, and agriculture 24%. It's placement in the Human Development Index is 0.906. ISRAEL is a signatory to NYDF ENDORSER and ADP SIGNATORY.

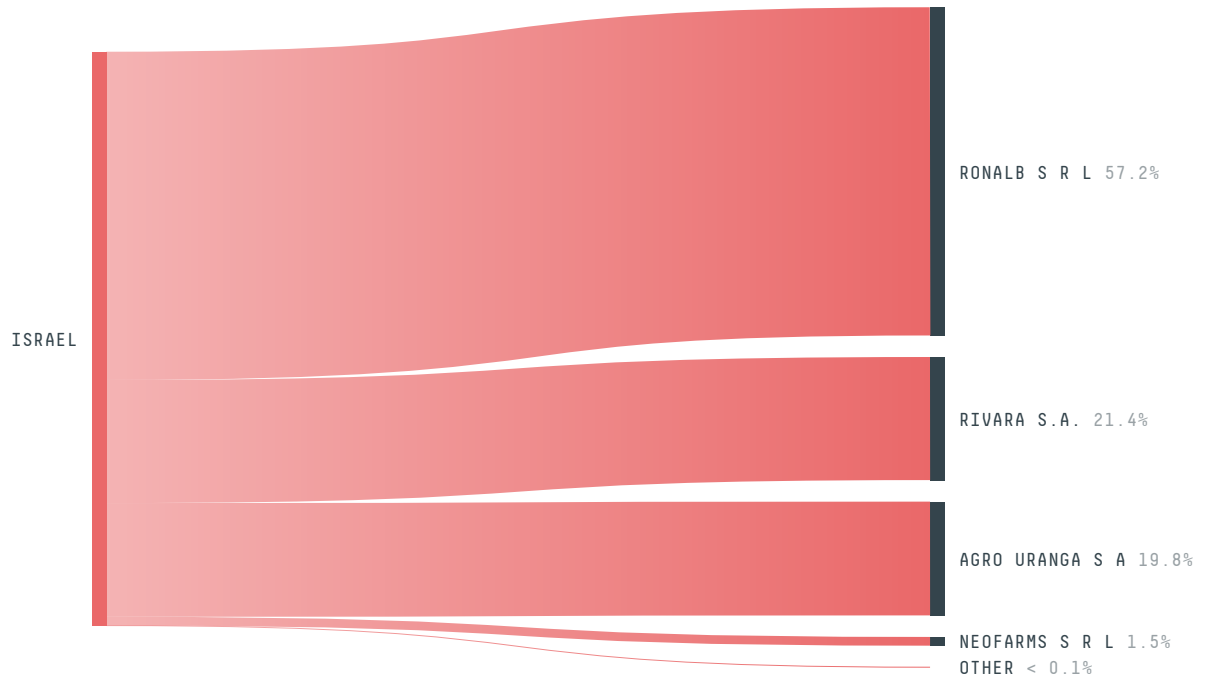
## TOP IMPORTS IN 2018

| COMMODITY   | WORLD IMPORT RANKING | PRODUCTION | IMPORTS         | VALUE       |
|-------------|----------------------|------------|-----------------|-------------|
| SUGARCANE   | 57                   | 0          | 1,777,684,232.9 | 121,403,000 |
| CORN        | 19                   | 81,930     | 1,549,689,474.2 | 351,378,000 |
| SOY         | 45                   | 0          | 494,289,111.3   | 242,595,000 |
| BEEF        | 26                   | 122,368    | 131,312,752     | 750,432,000 |
| COFFEE      | 45                   | 0          | 37,901,385.5    | 195,381,000 |
| PALM OIL    | 69                   | -          | 32,390,623.1    | 28,984,000  |
| COCOA       | 39                   | 0          | 14,765,662      | 53,464,000  |
| PALM KERNEL | 41                   | -          | 2,424,081       | 3,302,000   |
| SHRIMP      | 55                   | 0          | 1,456,285       | 13,912,000  |
| WOOD PULP   | 61                   | -          | 990,518         | 945,000     |
| COTTON      | 96                   | 23,300     | 307,074.4       | 429,000     |
| CHICKEN     | 150                  | 546,715    | 41,749.1        | 4,162,000   |
| PORK        | 146                  | 13,323     | 1,729           | 176,000     |

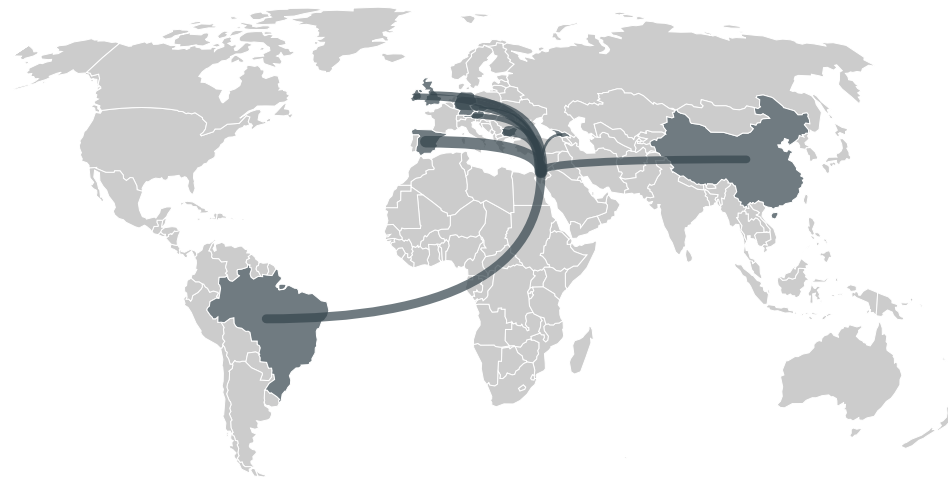
## IMPORT TRAJECTORY OF ISRAEL



## TOP EXPORT TRADERS OF CORN IN ISRAEL IN 2018



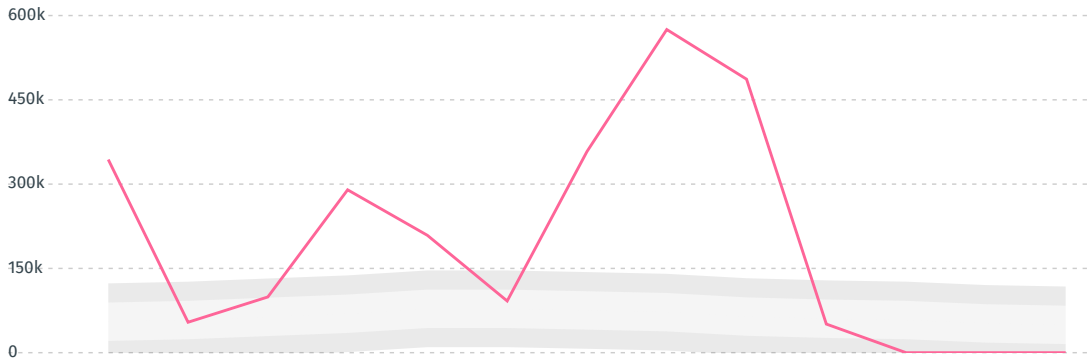
## TOP EXPORT COUNTRIES OF CORN TO ISRAEL IN 2018



|                  |       |
|------------------|-------|
| GERMANY          | 32.6% |
| SPAIN            | 20.5% |
| BULGARIA         | 15.8% |
| BRAZIL           | 14.5% |
| CHINA (MAINLAND) | 8.8%  |
| IRELAND          | 2.3%  |
| AUSTRIA          | 2%    |
| UNITED KINGDOM   | 1.7%  |
| GEORGIA          | 0.9%  |
| CZECH REPUBLIC   | 0.9%  |

DEFORESTATION ALERTS IN ARGENTINA

There were **3** GLAD alerts reported in the week of the **18th of January 2021**. This was **low** compared to the same week in previous years.



Caution: GLAD alerts from the last six months are preliminary. Revisions are made as unconfirmed alerts are removed from the data and alert totals are finalized six months after posting. Source: **Global Forest Watch**

Trase is a partnership between



In collaboration with



and many other organizations and individuals.

Donors



[Terms of Use](#) · [Privacy policy](#) · [Cookie policy](#) · [Contact us](#)