



# trase

## INDONESIA (importer)

ACTIVITY	COMMODITY	YEAR
<b>Importer</b>	<b>Corn</b>	<b>2018</b>

POPULATION	GDP	LAND AREA
<b>267,663,435</b>	<b>1,042,240,309,412.6</b>	<b>1,811,570</b>

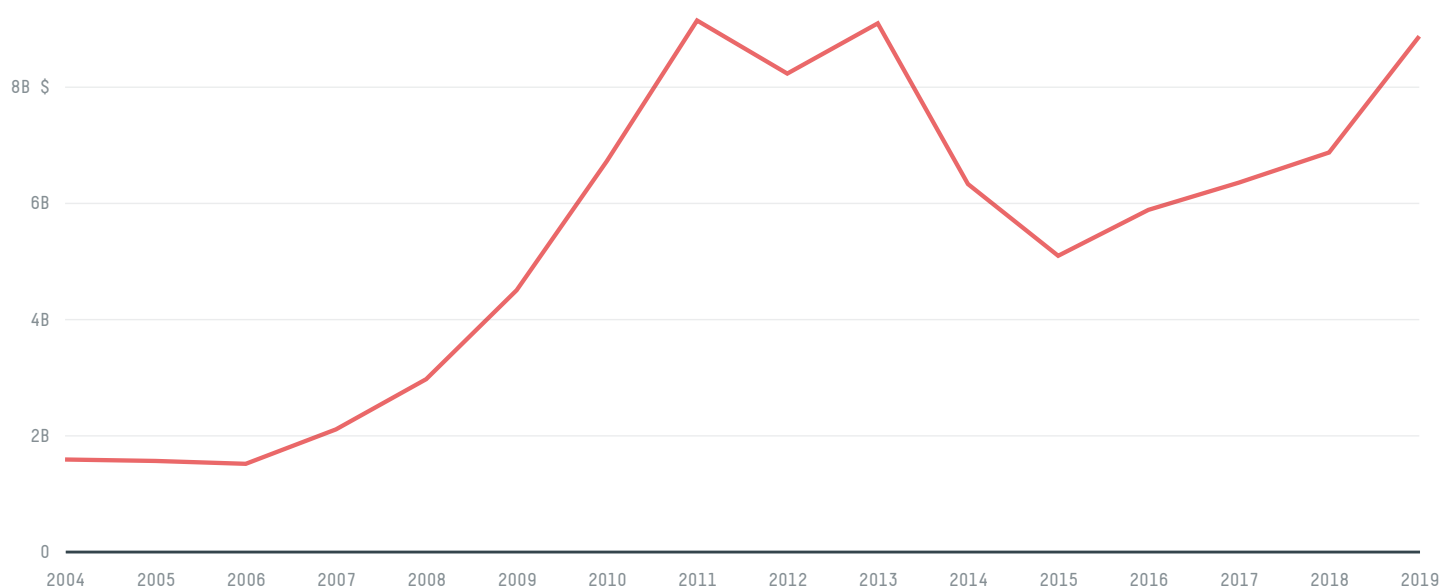
AGRICULTURAL LAND AREA	FORESTED LAND AREA
<b>570,000</b>	<b>903,256</b>

INDONESIA is the world's 14th largest country by land mass, 4th largest by population size and is the world's 16th largest economy (by GDP). Forests make up 50% of its land mass and agricultural areas, 31%. It's placement in the Human Development Index is 0.707. INDONESIA is a signatory to NYDF ENDORSER and ADP SIGNATORY.

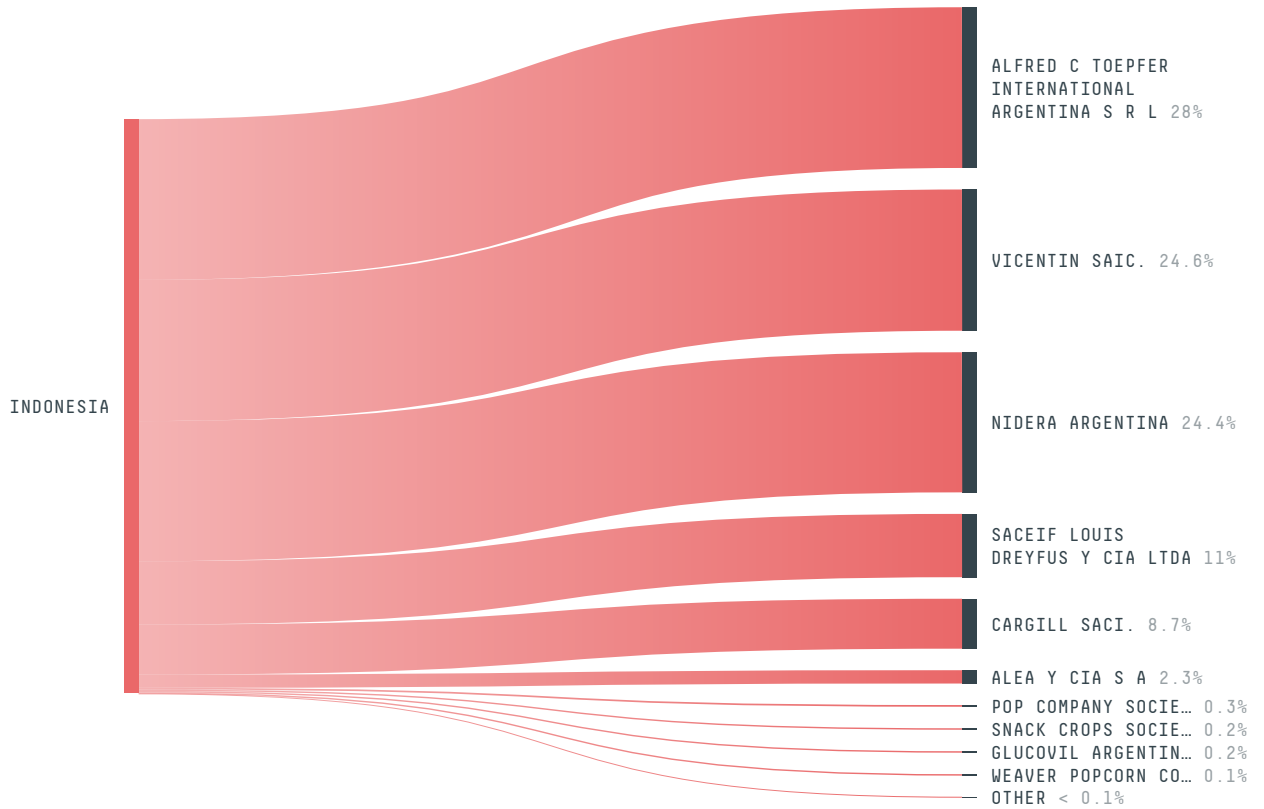
## TOP IMPORTS IN 2018

COMMODITY	WORLD IMPORT RANKING	PRODUCTION	IMPORTS	VALUE
SUGARCANE	1	21,744,000	39,363,986,128.9	1,848,499,729
WOOD PULP	8	-	1,260,353,050	1,088,518,100
CORN	22	30,253,938	1,150,480,132.6	312,349,976
COTTON	4	417	762,953,895.9	1,441,971,079
COCOA	7	593,832	271,800,912	604,391,789
COFFEE	21	722,461	85,258,596.5	182,159,898
SOY	19	953,571	35,255,855.9	33,363,368
SHRIMP	67	911,857	719,710	10,573,390
PALM OIL	-	-	-	-
CHICKEN	114	2,544,105	0	31,077,680

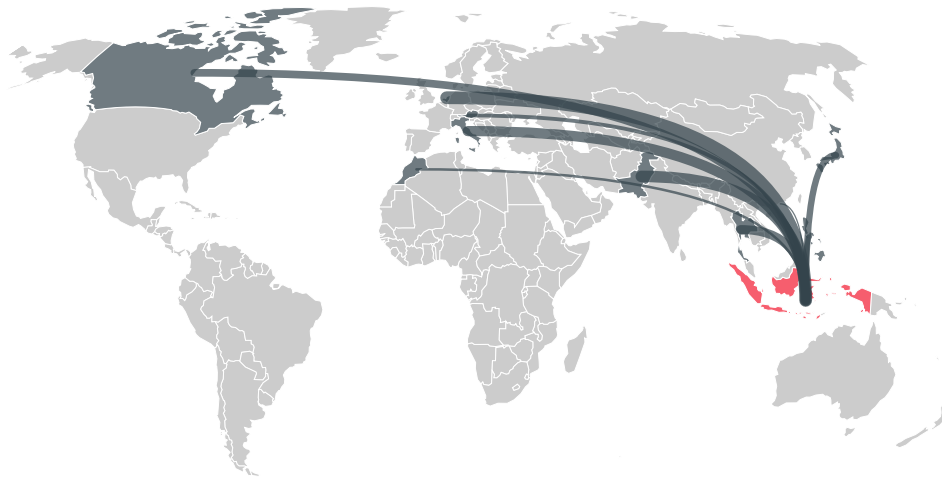
## IMPORT TRAJECTORY OF INDONESIA



## TOP EXPORT TRADERS OF CORN IN INDONESIA IN 2018



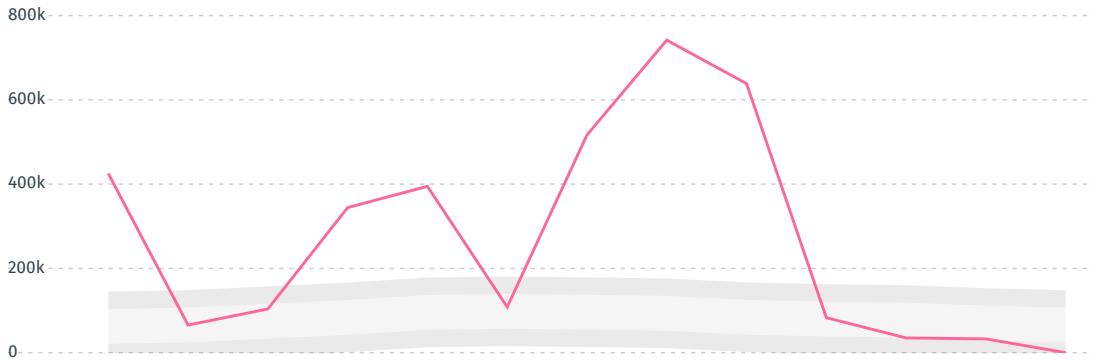
## TOP EXPORT COUNTRIES OF CORN TO INDONESIA IN 2018



NETHERLANDS	29.9%
PAKISTAN	23.3%
ITALY	22.5%
THAILAND	17.5%
CANADA	4.5%
JAPAN	2%
PHILIPPINES	0.3%
AUSTRIA	< 0.1%
MOROCCO	< 0.1%
CHINA (HONG KONG)	< 0.1%

DEFORESTATION ALERTS IN ARGENTINA

There were **0** GLAD alerts reported in the week of the **18th of January 2021**. This was **low** compared to the same week in previous years.



Caution: GLAD alerts from the last six months are preliminary. Revisions are made as unconfirmed alerts are removed from the data and alert totals are finalized six months after posting. Source: **Global Forest Watch**

Trase is a partnership between



In collaboration with



and many other organizations and individuals.

Donors



[Terms of Use](#) · [Privacy policy](#) · [Cookie policy](#) · [Contact us](#)