



trase

GERMANY (importer)

ACTIVITY	COMMODITY	YEAR
Importer	Corn	2018

POPULATION	GDP	LAND AREA
82,905,782	3,963,767,526,251	349,360

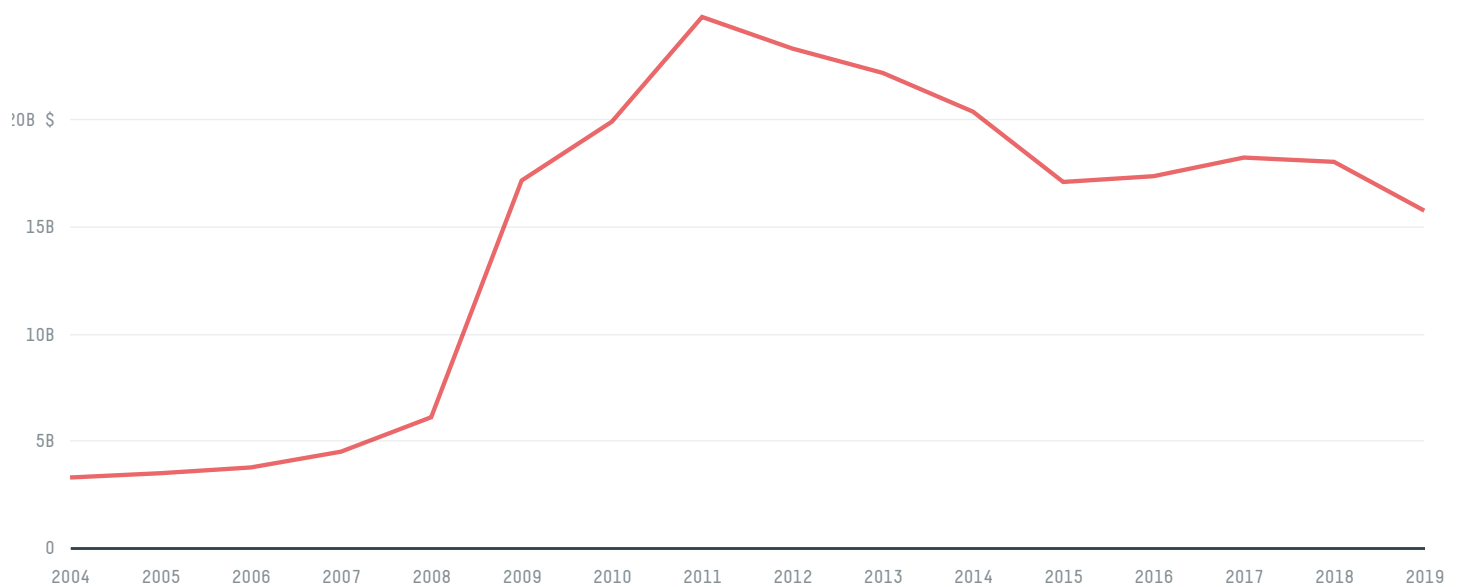
AGRICULTURAL LAND AREA	FORESTED LAND AREA
166,570	114,210

GERMANY is the world's 62nd largest country by land mass, 17th largest by population size and is the world's 4th largest economy (by GDP). Forests make up 33% of its land mass and agricultural areas, 48%. It's placement in the Human Development Index is 0.939. GERMANY is a signatory to NYDF ENDORSER and ADP SIGNATORY.


TOP IMPORTS IN 2018

COMMODITY	WORLD IMPORT RANKING	PRODUCTION	IMPORTS	VALUE
SUGARCANE	17	0	7,040,225,140.2	469,890,285
WOOD PULP	2	-	4,488,257,368	3,426,404,092
CORN	9	3,344,000	3,801,700,853.1	1,125,324,941
COFFEE	2	0	1,211,549,689	3,381,961,398
PORK	1	5,369,944	1,037,750,026.1	3,234,703,479
BEEF	6	1,123,452	621,939,468.7	3,153,505,347
COCOA	3	0	616,052,509	2,081,392,536
PALM KERNEL	2	-	368,950,037	433,802,649
CHICKEN	2	1,063,251	123,656,514.5	182,820,783
SHRIMP	16	0	38,263,590	422,882,452
COTTON	25	0	30,188,898.7	59,328,187
SOY	25	59,000	21,895,598	24,181,748
PALM OIL	-	-	-	-

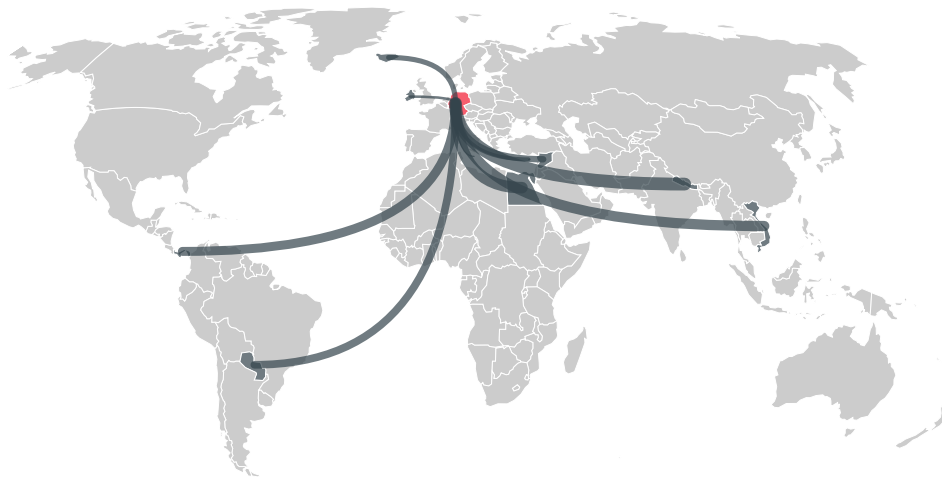
IMPORT TRAJECTORY OF GERMANY



TOP EXPORT TRADERS OF CORN IN GERMANY IN 2018



TOP EXPORT COUNTRIES OF CORN TO GERMANY IN 2018



Country	Percentage
NEPAL	30.1%
EGYPT	29.4%
VIETNAM	20.2%
PANAMA	9%
PARAGUAY	4%
SYRIA	3.6%
ICELAND	1.5%
CYPRUS	1.1%
IRELAND	0.9%
MALTA	< 0.1%

Trase is a partnership between

 Stockholm Environment Institute

 Global Canopy Programme

In collaboration with

 vizzuality

 The European Forest Institute

and many other organizations and individuals.

Donors

 The Global Environment Facility

 WWF

 Europe

 Gordon and Betty Moore Foundation

 The Nature Conservancy

 Department for International Development

 Formas

 Norway's International Climate and Forest Initiative (NICFI)

[Terms of Use](#) · [Privacy policy](#) · [Cookie policy](#) · [Contact us](#)