



trase

CAPE VERDE (importer)

ACTIVITY	COMMODITY	YEAR
Importer	Corn	2018

POPULATION	GDP	LAND AREA	AGRICULTURAL LAND AREA
543,767	1,966,983,316.6	4,030	790

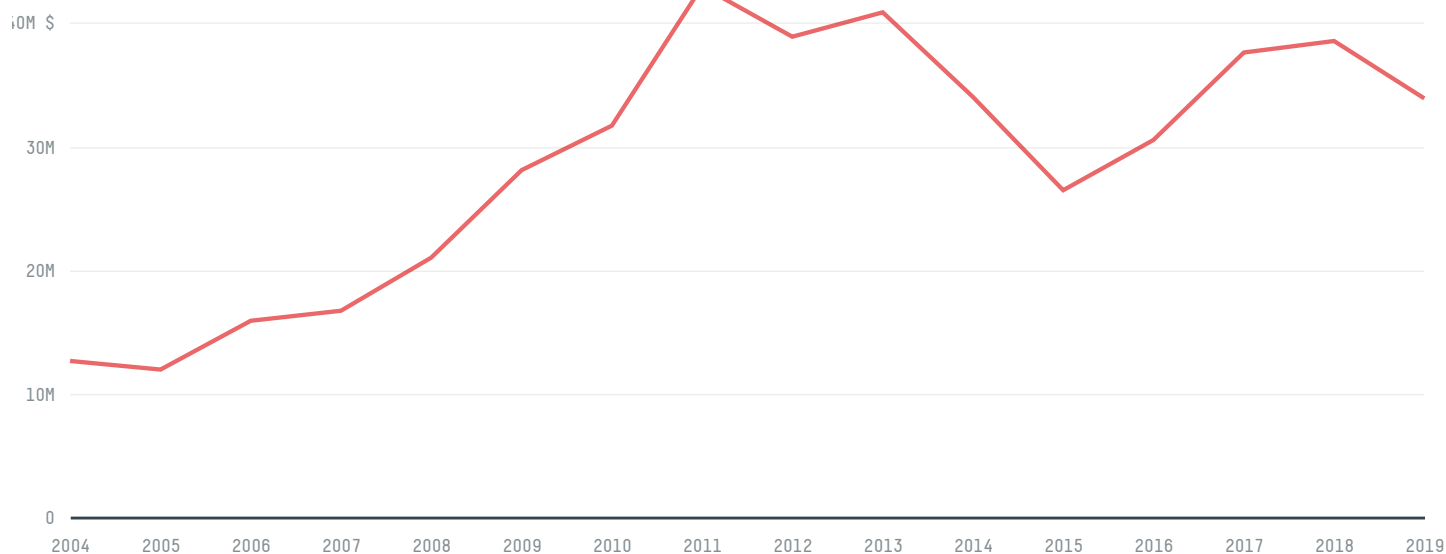
FORESTED LAND AREA
908.6

CAPE VERDE is the world's 167th largest country by land mass, 168th largest by population size and is the world's 175th largest economy (by GDP). Forests make up 23% of its land mass and agricultural areas, 20%. It's placement in the Human Development Index is 0.651. CAPE VERDE is a signatory to NYDF ENDORSER and ADP SIGNATORY.

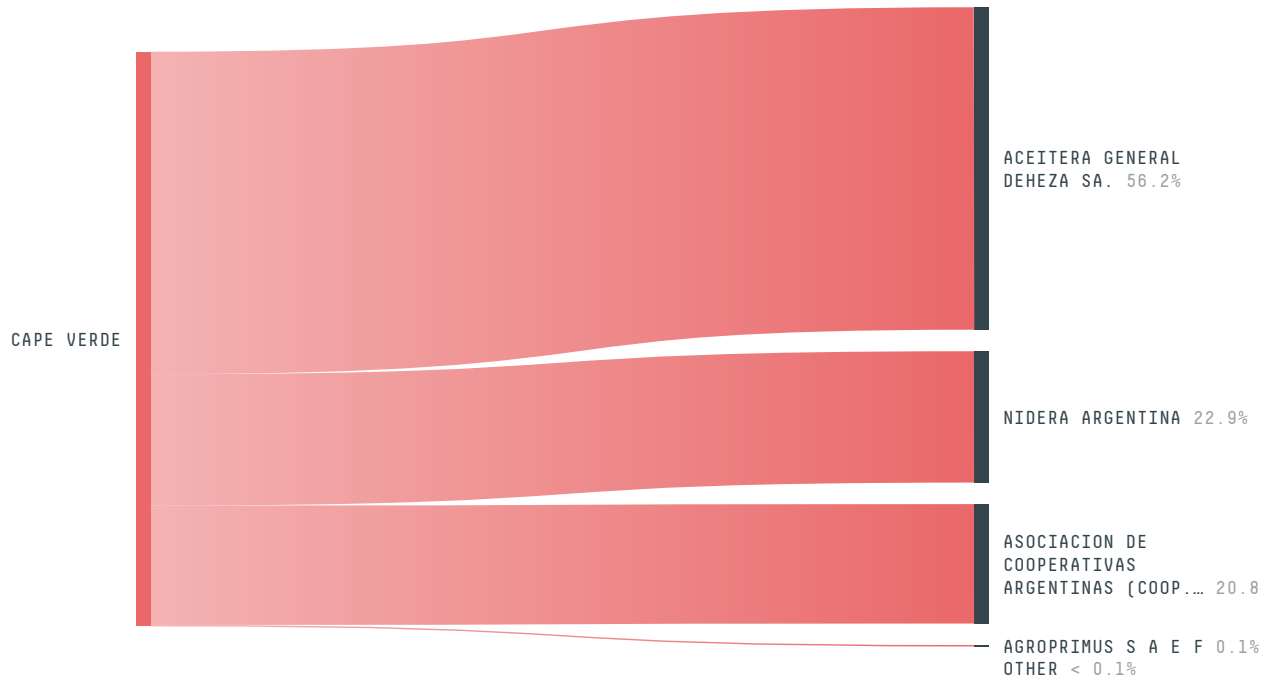
TOP IMPORTS IN 2018

COMMODITY	WORLD IMPORT RANKING	PRODUCTION	IMPORTS	VALUE
SUGARCANE	110	22,940	103,460,736.3	7,073,658
CORN	89	3,893	47,685,183.4	11,913,695
SOY	41	0	7,718,319.6	7,862,641
BEEF	121	694	1,167,618.3	4,790,830
COFFEE	107	35	811,166.3	2,586,769
PORK	86	2,940	611,985.9	2,326,278
SHRIMP	87	0	159,686	1,412,485
CHICKEN	79	985	126,384	198,403
COCOA	129	0	35,442	155,027
PALM OIL	-	-	-	-

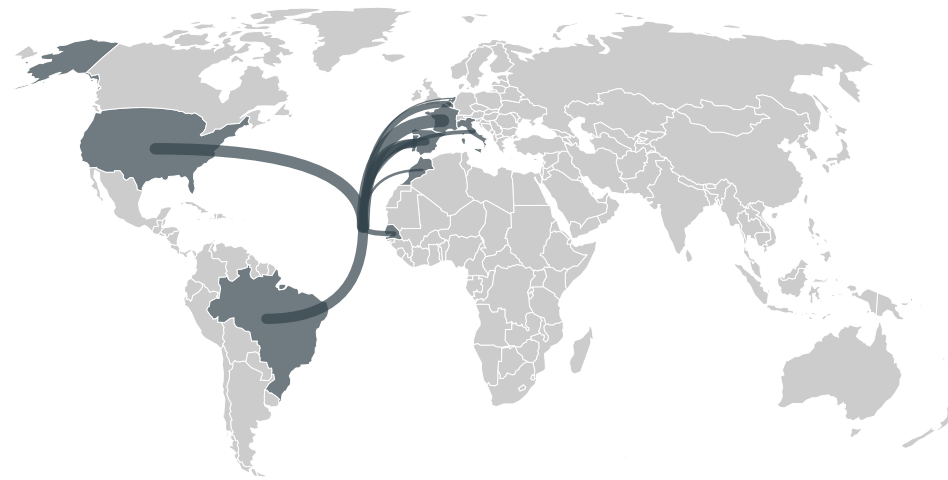
IMPORT TRAJECTORY OF CAPE VERDE



TOP EXPORT TRADERS OF CORN IN CAPE VERDE IN 2018



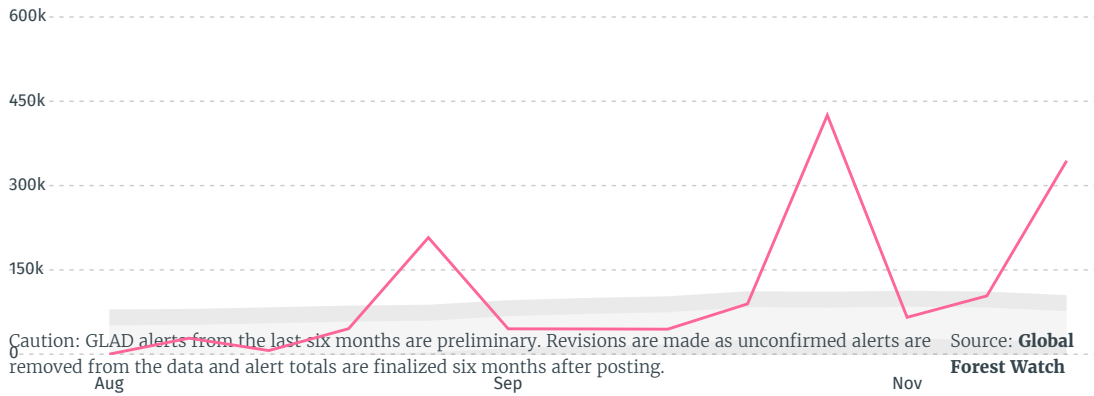
TOP EXPORT COUNTRIES OF CORN TO CAPE VERDE IN 2018



FRANCE	41.5%
UNITED STATES	33.3%
BRAZIL	13%
PORTUGAL	12%
SPAIN	0.1%
BELGIUM	< 0.1%
SENEGAL	< 0.1%
ITALY	< 0.1%
MOROCCO	< 0.1%
NETHERLANDS	< 0.1%

DEFORESTATION ALERTS IN ARGENTINA

There were **344,239** GLAD alerts reported in the week of the **16th of November 2020**. This was **unusually high** compared to the same week in previous years.



Trase is a partnership between

Stockholm Environment Institute

Global Canopy Programme

In collaboration with

vizzuality

The European Forest Institute

and many other organizations and individuals.

Donors

The Global Environment Facility

WWF

Europe

Gordon and Betty Moore Foundation

The Nature Conservancy

Department for International Development

Formas

Norway's International Climate and Forest Initiative (NICFI)

[Terms of Use](#) · [Privacy policy](#) · [Cookie policy](#) · [Contact us](#)