



trase

ARGENTINA (importer)

ACTIVITY	COMMODITY	YEAR
Importer	Wood pulp	2017

POPULATION	GDP	SURFACE AREA
44,044,811	643,628,665,302.7	2,780,400

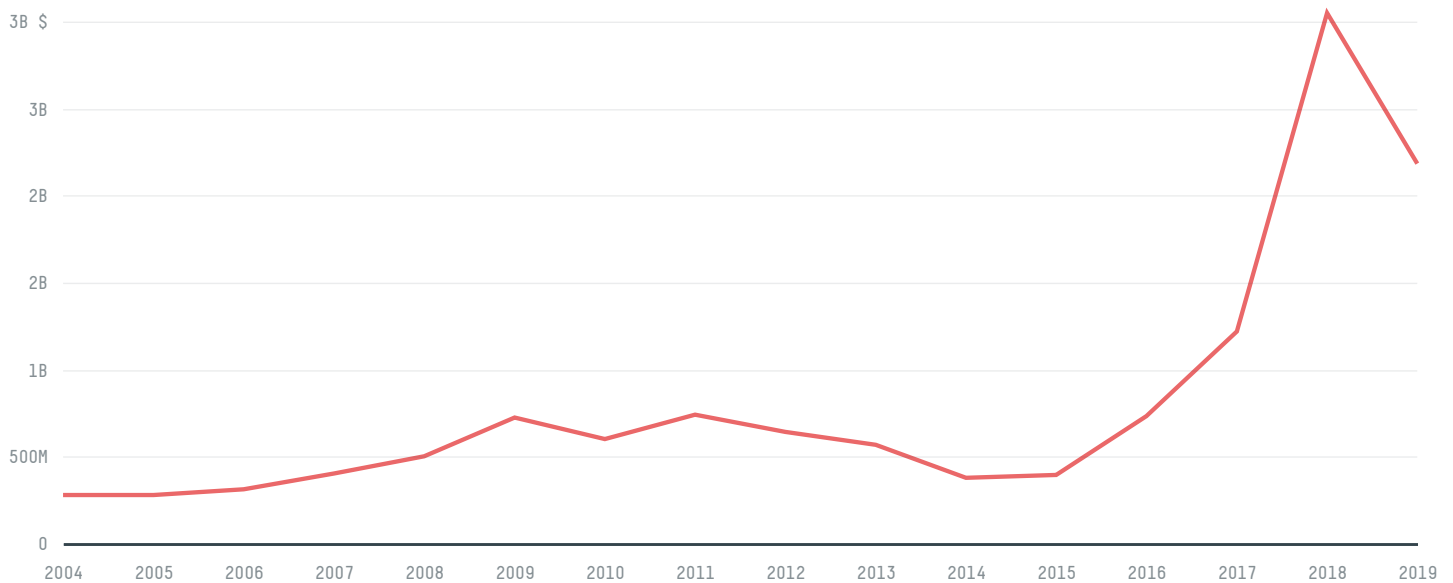
AGRICULTURAL LAND AREA	FORESTED LAND AREA
1,487,000	268,152

ARGENTINA is the world's 8th largest country by area, 32nd largest by population size and is the world's 21st largest economy (by GDP). Forests make up 10% of its area, and agriculture 53%. It's placement in the Human Development Index is 0.832. ARGENTINA is a signatory to NYDF ENDORSER and ADP SIGNATORY.

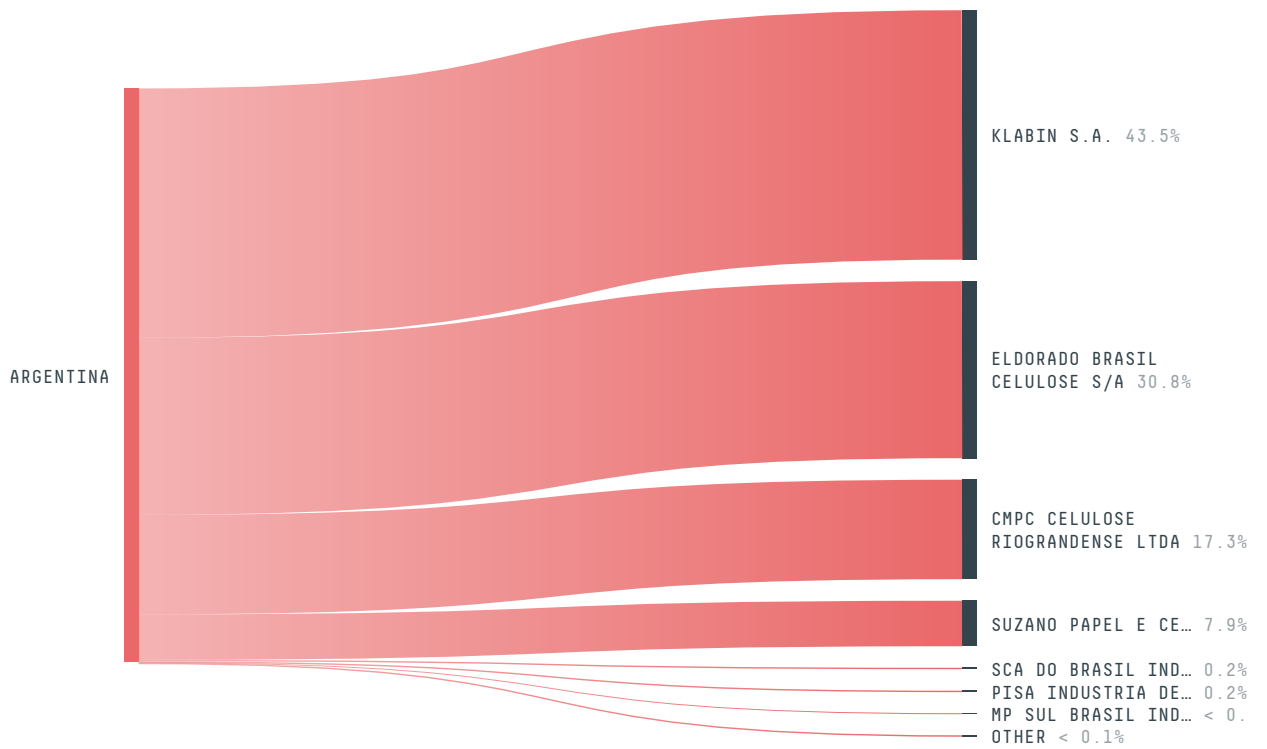
TOP IMPORTS IN 2017

COMMODITY	WORLD IMPORT RANKING	PRODUCTION	IMPORTS	VALUE
SOY	23	54,971,626	1,898,053,846	701,579,769
COFFEE	40	0	39,276,653	158,495,202
PORK	41	566,276	35,381,969.8	117,550,879
COCOA	25	0	33,473,111	126,909,729
PALM KERNEL	26	-	12,951,576	19,244,530
CORN	114	49,475,895	12,854,798.8	30,379,708
CHICKEN	97	2,116,000	7,650,904.4	26,288,311
PALM OIL	110	-	4,331,851.7	4,138,960
BEEF	100	2,842,000	4,088,017.5	11,749,361
WOOD PULP	52	-	3,428,926	2,748,976
COTTON	62	616,160	2,980,950.1	5,117,310
SUGARCANE	158	19,076,893	2,477,180.1	10,211,462
SHRIMP	70	0	557,772	4,095,699

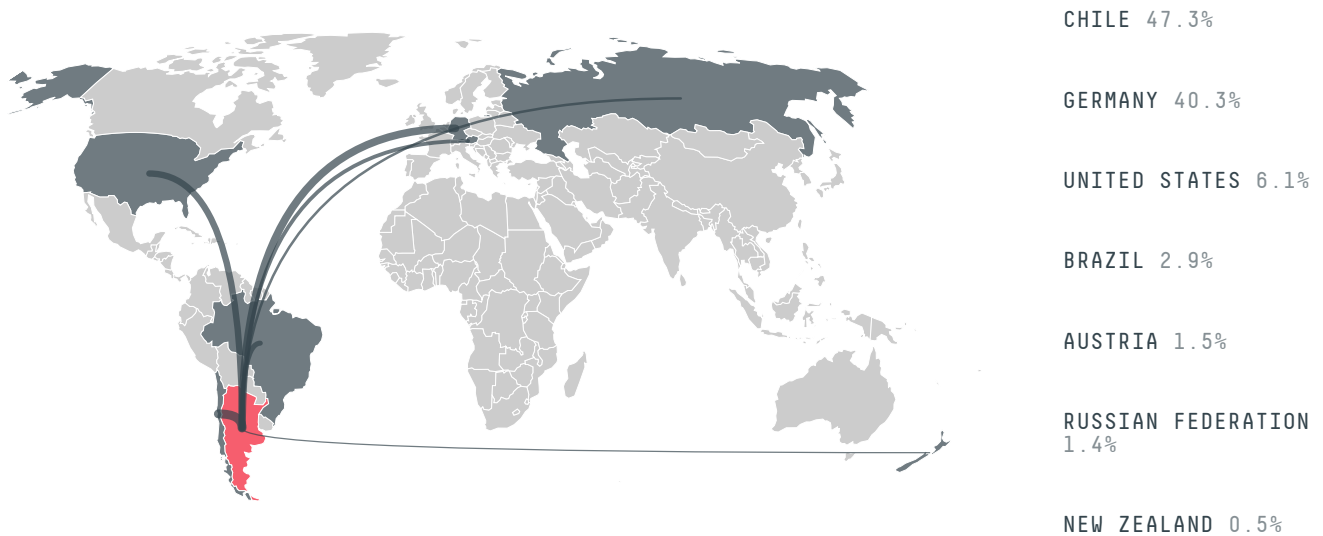
IMPORT TRAJECTORY OF ARGENTINA



TOP EXPORT TRADERS OF WOOD PULP IN ARGENTINA IN 2017

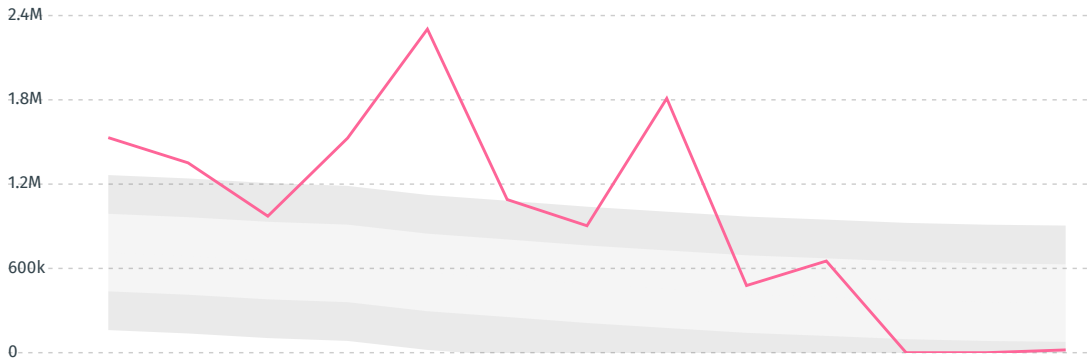


TOP EXPORT COUNTRIES OF WOOD PULP TO ARGENTINA IN 2017



DEFORESTATION ALERTS IN BRAZIL

There were **19,863** GLAD alerts reported in the week of the **18th of January 2021**. This was **low** compared to the same week in previous years.



Caution: GLAD alerts from the last six months are preliminary. Revisions are made as unconfirmed alerts are removed from the data and alert totals are finalized six months after posting. Source: **Global Forest Watch**

Trase is a partnership between



In collaboration with



and many other organizations and individuals.

Donors



[Terms of Use](#) · [Privacy policy](#) · [Cookie policy](#) · [Contact us](#)