



# trase

## NIGERIA (importer)

ACTIVITY	COMMODITY	YEAR
<b>Importer</b>	<b>Wood pulp</b>	<b>2017</b>

POPULATION	GDP	LAND AREA
<b>190,873,311</b>	<b>375,746,469,538.7</b>	<b>910,770</b>

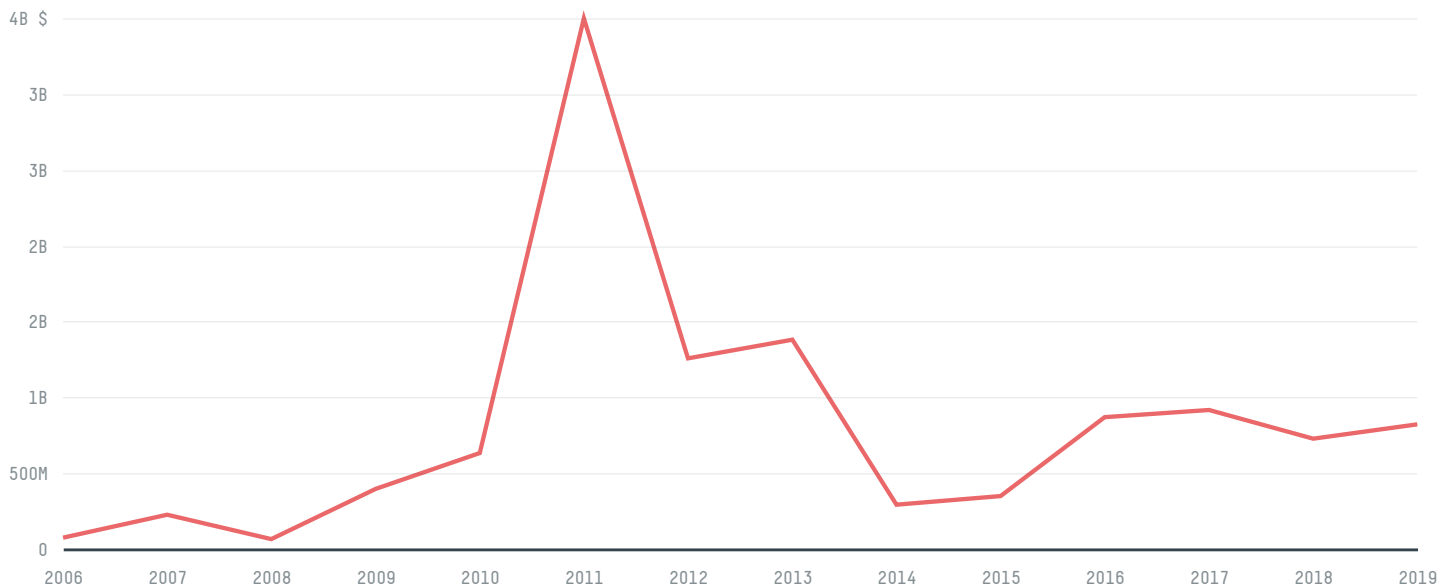
AGRICULTURAL LAND AREA	FORESTED LAND AREA
<b>708,000</b>	<b>65,834</b>

NIGERIA is the world's 29th largest country by land mass, 7th largest by population size and is the world's 30th largest economy (by GDP). Forests make up 7% of its land mass and agricultural areas, 78%. It's placement in the Human Development Index is 0.533. NIGERIA is a signatory to NYDF ENDORSER and ADP SIGNATORY.

## TOP IMPORTS IN 2017

COMMODITY	WORLD IMPORT RANKING	PRODUCTION	IMPORTS	VALUE
SUGARCANE	15	1,489,379	7,419,066,203.3	667,930,007
CORN	42	10,420,000	461,629,933.6	201,008,544
WOOD PULP	53	-	33,027,579	20,767,113
COTTON	42	296,464	10,873,385.9	10,497,213
COFFEE	79	1,898	3,247,874.5	15,003,368
BEEF	151	381,796	139,339.9	621,536
SOY	128	730,000	90,965.6	83,994
COCOA	129	324,391	34,804	103,960
PORK	153	284,170	78.4	9,473
PALM OIL	-	-	-	-
CHICKEN	115	198,288	0	373,992

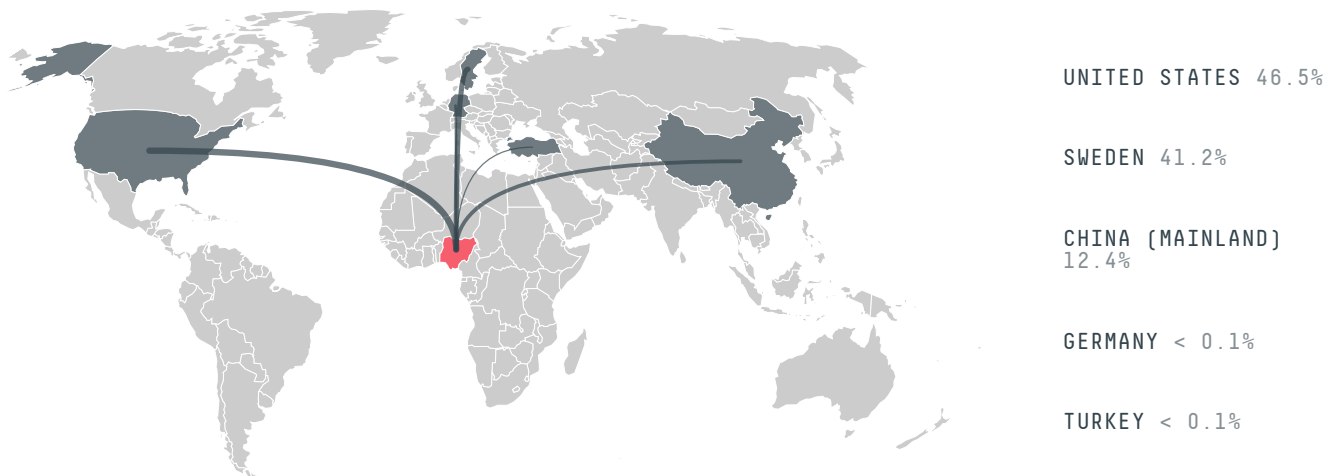
## IMPORT TRAJECTORY OF NIGERIA



## TOP EXPORT TRADERS OF WOOD PULP IN NIGERIA IN 2017

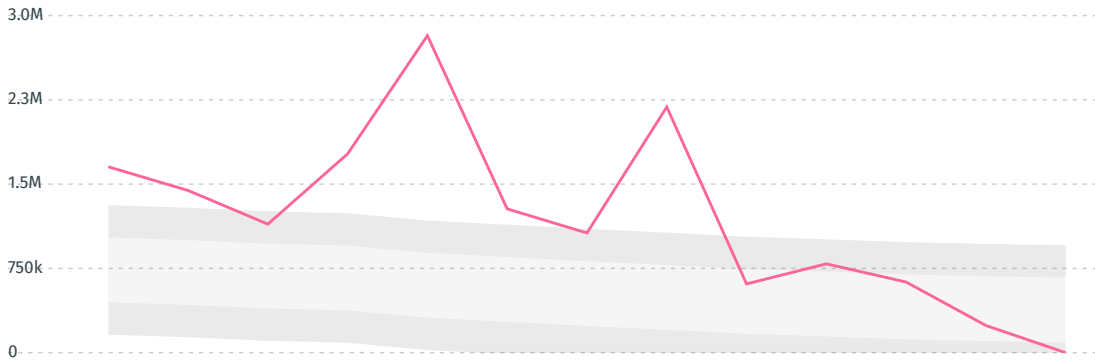


## TOP EXPORT COUNTRIES OF WOOD PULP TO NIGERIA IN 2017



DEFORESTATION ALERTS IN BRAZIL

There were **0** GLAD alerts reported in the week of the **18th of January 2021**. This was **low** compared to the same week in previous years.



Caution: GLAD alerts from the last six months are preliminary. Revisions are made as unconfirmed alerts are removed from the data and alert totals are finalized six months after posting. Source: **Global Forest Watch**

Trase is a partnership between



In collaboration with



and many other organizations and individuals.

Donors



[Terms of Use](#) · [Privacy policy](#) · [Cookie policy](#) · [Contact us](#)