



trase

LEBANON (importer)

ACTIVITY	COMMODITY	YEAR
Importer	Wood pulp	2017

POPULATION	GDP	SURFACE AREA
6,811,873	53,140,638,269.1	10,450

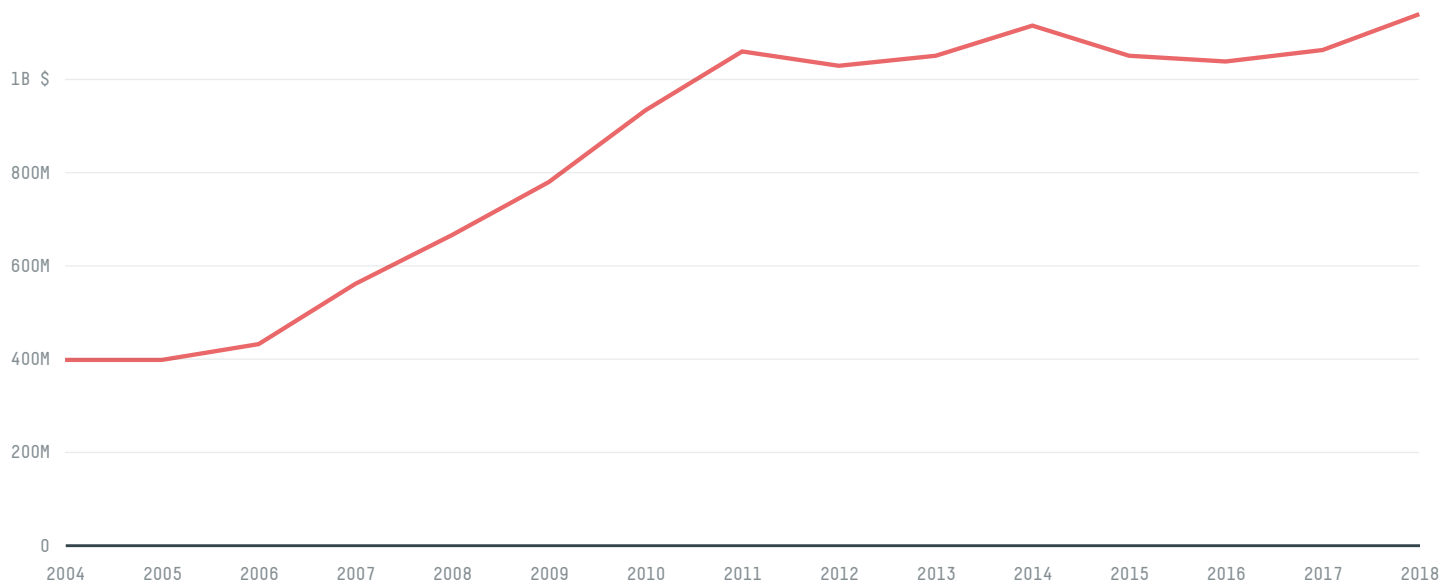
AGRICULTURAL LAND AREA	FORESTED LAND AREA
6,580	1,373.8

LEBANON is the world's 161st largest country by area, 107th largest by population size and is the world's 82nd largest economy (by GDP). Forests make up 13% of its area, and agriculture 63%. It's placement in the Human Development Index is 0.732. LEBANON is a signatory to NYDF ENDORSER and ADP SIGNATORY.


TOP IMPORTS IN 2017

COMMODITY	WORLD IMPORT RANKING	PRODUCTION	IMPORTS	VALUE
SUGARCANE	41	93	2,712,994,035.7	171,988,367
CORN	34	3,000	594,253,547.7	127,263,986
SOY	58	0	234,369,980.5	92,732,098
BEEF	43	42,141	40,085,252.2	430,256,658
COFFEE	42	0	37,276,198.3	124,286,850
COTTON	24	0	30,414,888	7,672,258
PALM OIL	81	-	21,943,108.4	20,918,915
WOOD PULP	34	-	16,549,157	10,177,289
CHICKEN	83	125,263	12,684,858.6	37,327,779
PORK	77	611	3,382,022.9	11,361,381
COCOA	65	0	2,918,801	10,359,722
SHRIMP	45	10	2,091,575	17,098,627

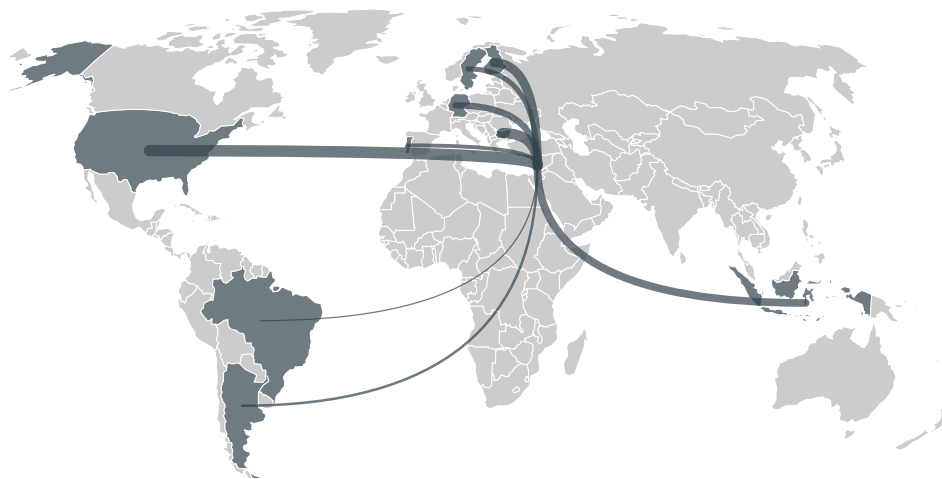
IMPORT TRAJECTORY OF LEBANON



TOP EXPORT TRADERS OF WOOD PULP IN LEBANON IN 2017



TOP EXPORT COUNTRIES OF WOOD PULP TO LEBANON IN 2017



UNITED STATES 59.2%

BULGARIA 10.8%

FINLAND 7.9%

INDONESIA 7.8%

GERMANY 7.8%

SWEDEN 5.2%

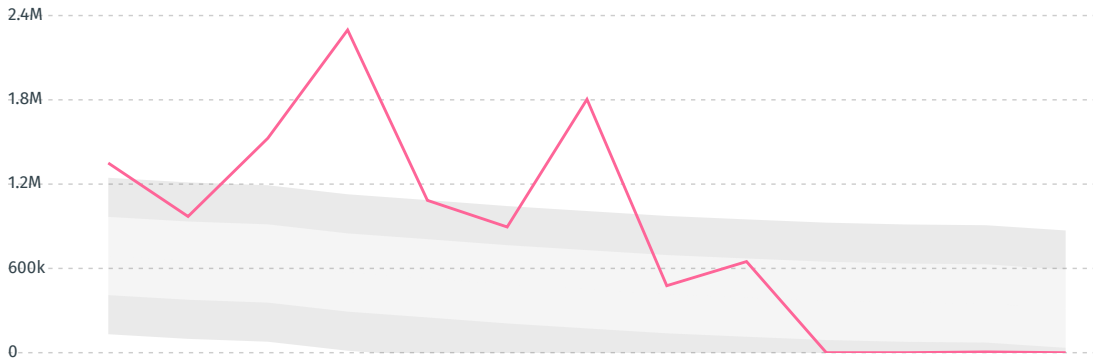
PORTUGAL 0.8%

ARGENTINA 0.5%

BRAZIL < 0.1%

DEFORESTATION ALERTS IN BRAZIL

There were **0** GLAD alerts reported in the week of the **25th of January 2021**. This was **low** compared to the same week in previous years.

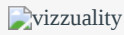


Caution: GLAD alerts from the last six months are preliminary. Revisions are made as unconfirmed alerts are removed from the data and alert totals are finalized six months after posting. Source: **Global Forest Watch**

Trase is a partnership between



In collaboration with



and many other organizations and individuals.

Donors



[Terms of Use](#) · [Privacy policy](#) · [Cookie policy](#) · [Contact us](#)