



# trase

## KENYA (importer)

ACTIVITY	COMMODITY	YEAR
<b>Importer</b>	<b>Wood pulp</b>	<b>2017</b>

POPULATION	GDP	SURFACE AREA
<b>50,221,473</b>	<b>78,965,004,656.2</b>	<b>580,370</b>

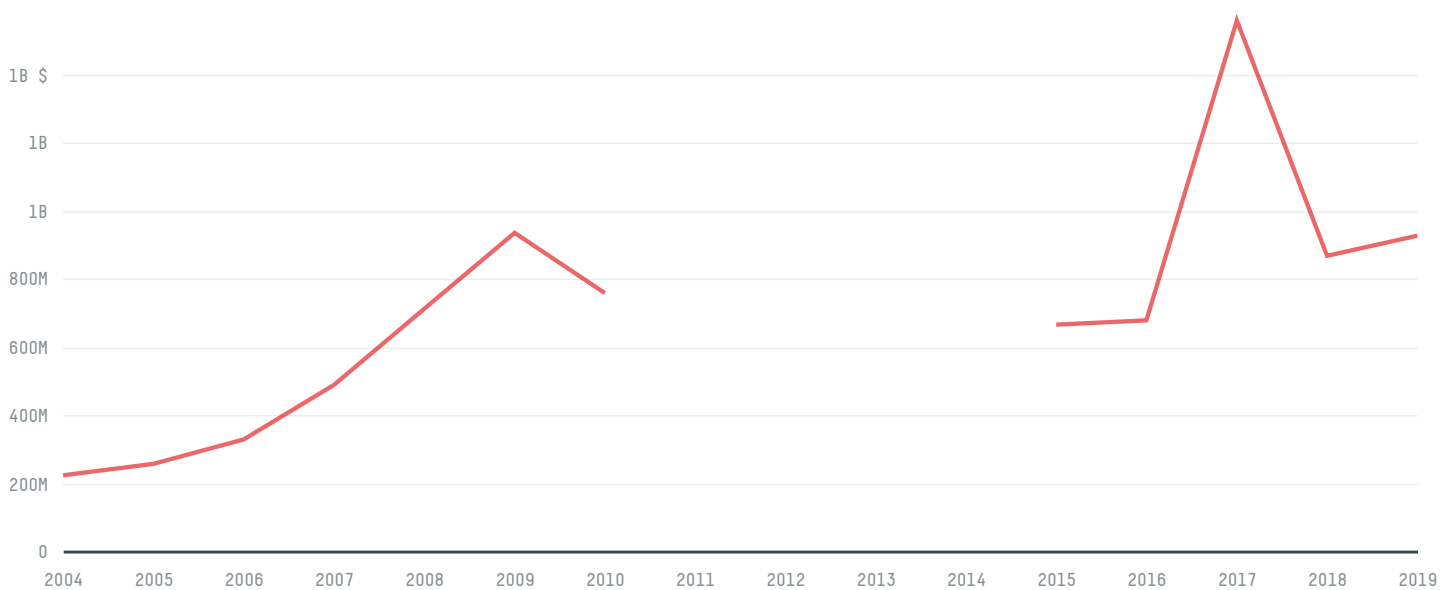
AGRICULTURAL LAND AREA	FORESTED LAND AREA
<b>276,300</b>	<b>44,496</b>

KENYA is the world's 46th largest country by area, 28th largest by population size and is the world's 68th largest economy (by GDP). Forests make up 8% of its area, and agriculture 48%. It's placement in the Human Development Index is 0.574. KENYA is a signatory to NYDF ENDORSER and ADP SIGNATORY.

## TOP IMPORTS IN 2017

COMMODITY	WORLD IMPORT RANKING	PRODUCTION	IMPORTS	VALUE
SUGARCANE	21	4,751,609	7,317,135,525.1	503,639,105
CORN	21	3,688,090	1,356,578,442.5	403,891,366
PALM OIL	12	-	696,504,063	587,694,105
SOY	83	2,154	60,729,123.3	28,102,896
COCOA	80	0	1,009,662	2,820,022
PORK	107	12,988	898,413.7	2,880,545
BEEF	137	588,963	647,155.1	4,051,898
CHICKEN	145	30,378	372,419.2	1,238,378
WOOD PULP	115	-	4,050	49,929
SHRIMP	-	0	-	-

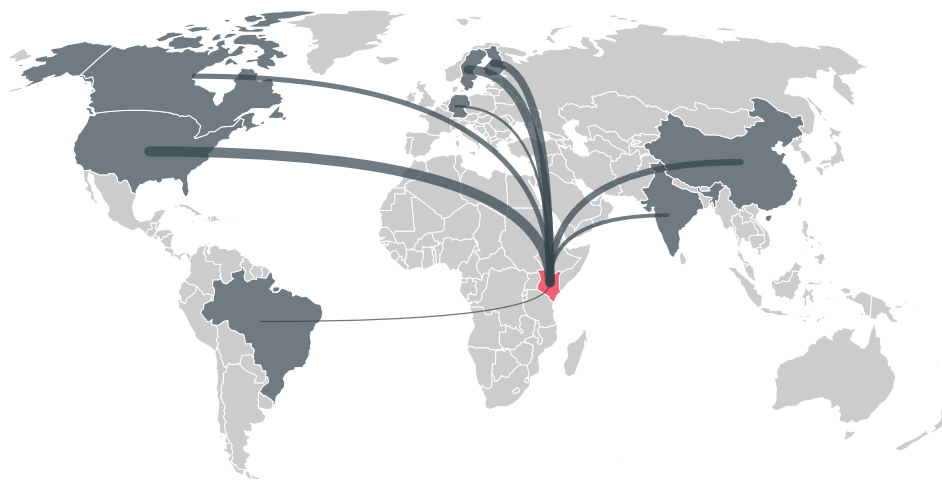
## IMPORT TRAJECTORY OF KENYA



## TOP EXPORT TRADERS OF WOOD PULP IN KENYA IN 2017



## TOP EXPORT COUNTRIES OF WOOD PULP TO KENYA IN 2017



UNITED STATES 51.3%

SWEDEN 18.4%

FINLAND 14.2%

CHINA (MAINLAND)  
11.8%

CANADA 3%

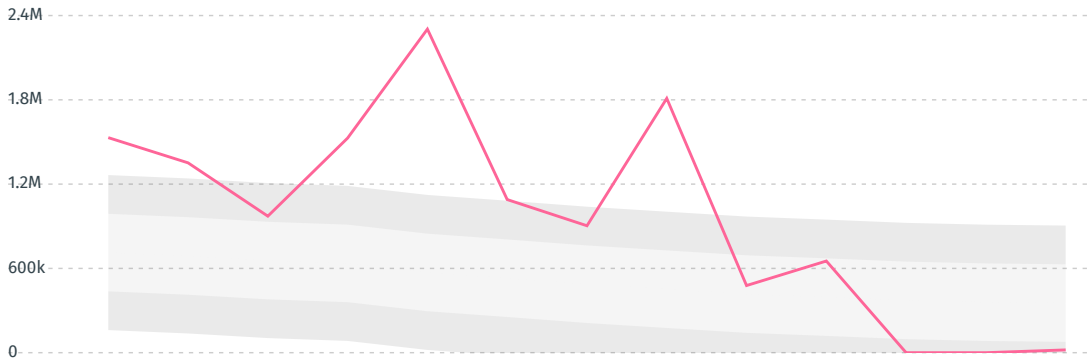
INDIA 0.7%

GERMANY 0.5%

BRAZIL < 0.1%

DEFORESTATION ALERTS IN BRAZIL

There were **19,863** GLAD alerts reported in the week of the **18th of January 2021**. This was **low** compared to the same week in previous years.



Caution: GLAD alerts from the last six months are preliminary. Revisions are made as unconfirmed alerts are removed from the data and alert totals are finalized six months after posting. Source: **Global Forest Watch**

Trase is a partnership between



In collaboration with



and many other organizations and individuals.

Donors



[Terms of Use](#) · [Privacy policy](#) · [Cookie policy](#) · [Contact us](#)