



trase

INDIA (importer)

ACTIVITY	COMMODITY	YEAR
Importer	Wood pulp	2017

POPULATION	GDP	SURFACE AREA
1,338,658,835	2,652,754,685,834.6	3,287,259.1

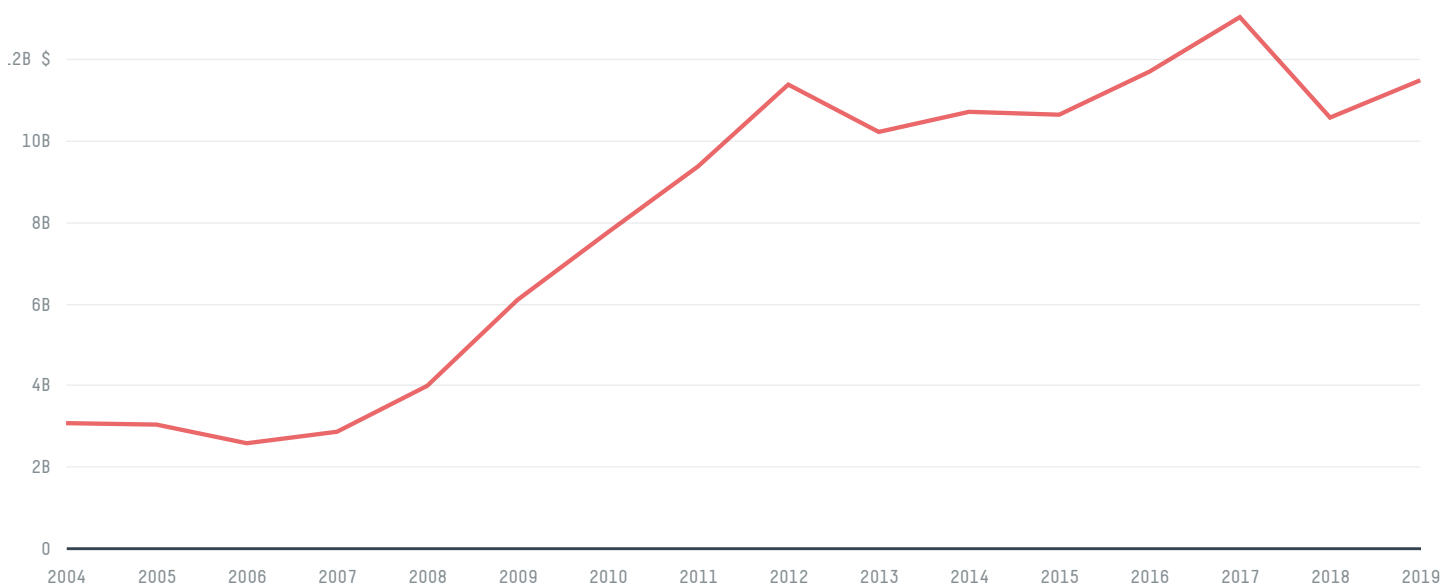
AGRICULTURAL LAND AREA	FORESTED LAND AREA
1,797,210	708,604

INDIA is the world's 7th largest country by area, 2nd largest by population size and is the world's 6th largest economy (by GDP). Forests make up 22% of its area, and agriculture 55%. It's placement in the Human Development Index is 0.643. INDIA is a signatory to NYDF ENDORSER and ADP SIGNATORY.

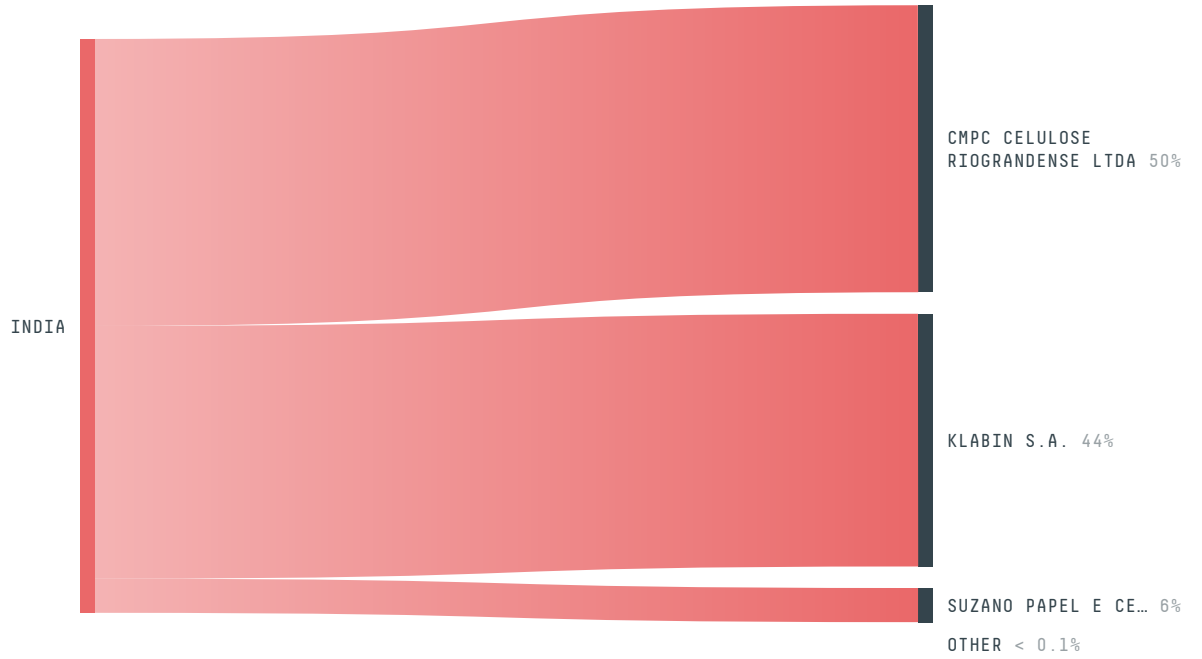
TOP IMPORTS IN 2017

COMMODITY	WORLD IMPORT RANKING	PRODUCTION	IMPORTS	VALUE
SUGARCANE	3	306,069,000	26,781,544,286.7	1,320,033,406
PALM OIL	1	-	9,339,874,273.8	6,769,937,388
SOY	11	10,933,000	3,523,926,025.8	2,788,876,682
WOOD PULP	2	-	839,951,800	696,571,987
COTTON	6	17,425,000	462,622,474	961,371,324
PALM KERNEL	7	-	94,124,784	120,297,974
CORN	77	28,750,000	84,997,355.2	29,450,364
COFFEE	25	312,000	78,297,811.5	157,494,355
COCOA	20	19,000	54,594,350	156,423,939
SHRIMP	43	652,217	2,270,292	24,968,968
PORK	108	306,478	831,022.4	3,888,732
CHICKEN	155	3,499,485	75,550.4	2,599,358

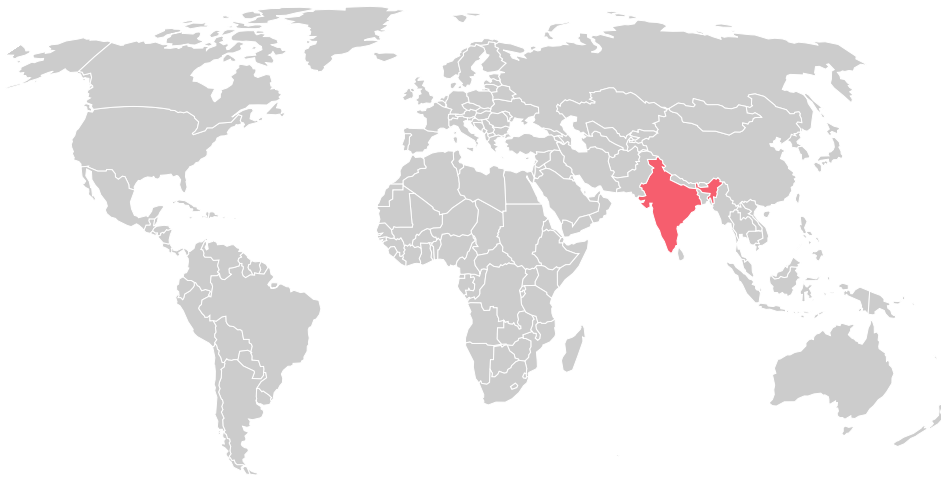
IMPORT TRAJECTORY OF INDIA



TOP EXPORT TRADERS OF WOOD PULP IN INDIA IN 2017



TOP EXPORT COUNTRIES OF WOOD PULP TO INDIA IN 2017




Trase is a partnership between

 Stockholm Environment Institute

 Global Canopy Programme

In collaboration with

 vizzuality

 The European Forest Institute

and many other organizations and individuals.

Donors

 The Global Environment Facility

 WWF

 Europe

 Gordon and Betty Moore Foundation

 The Nature Conservancy

 Department for International Development

 Formas

 Norway's International Climate and Forest Initiative (NICFI)

[Terms of Use](#) · [Privacy policy](#) · [Cookie policy](#) · [Contact us](#)