



trase

CHINA (HONG KONG) (importer)

ACTIVITY	COMMODITY	YEAR
Importer	Wood pulp	2016

POPULATION	GDP	SURFACE AREA
7,336,600	320,837,638,328.8	1,110

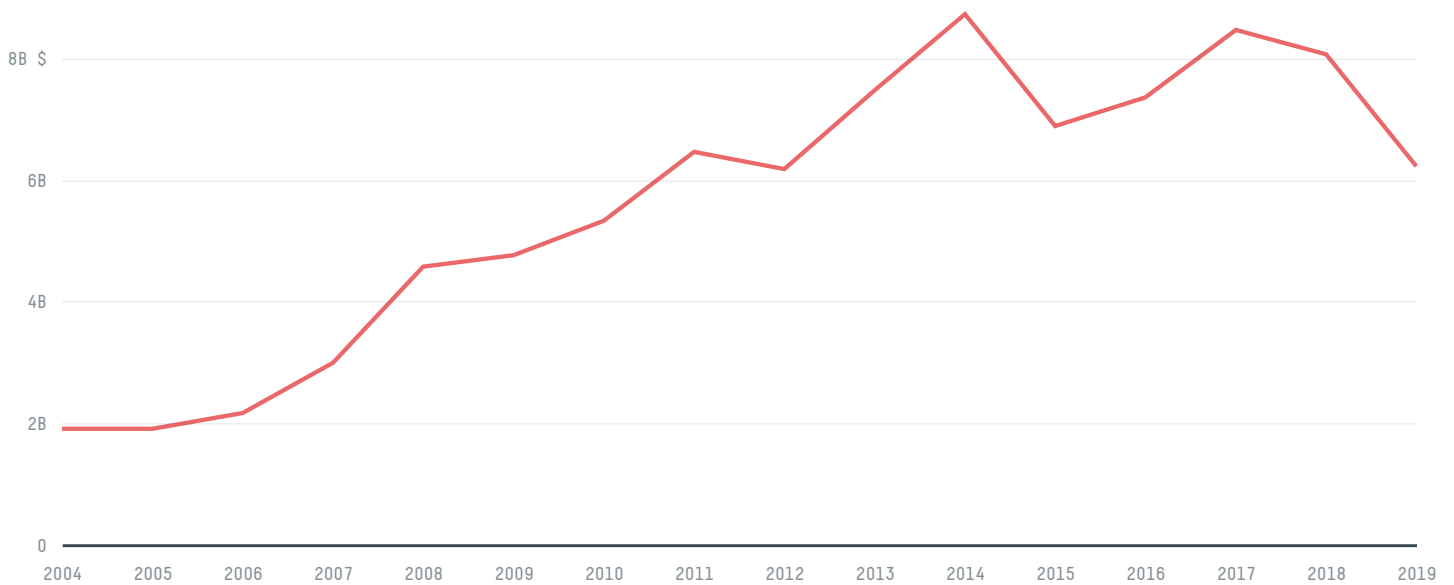
AGRICULTURAL LAND AREA
50

CHINA (HONG KONG) is the world's 175th largest country by area, 101st largest by population size and is the world's 32nd largest economy (by GDP). Agriculture makes up 5% of its area. It's placement in the Human Development Index is 0.931. CHINA (HONG KONG) is a signatory to NYDF ENDORSER and ADP SIGNATORY.

TOP IMPORTS IN 2016

COMMODITY	WORLD IMPORT RANKING	PRODUCTION	IMPORTS	VALUE
SUGARCANE	66	0	1,342,807,250.1	100,817,554
PORK	5	118,713	984,772,774.3	2,527,245,511
CHICKEN	5	23,746	905,809,663.2	1,460,705,650
BEEF	3	6,600	824,085,579.2	2,662,160,548
COFFEE	30	0	61,805,538	253,225,726
SOY	82	0	57,556,194.6	37,514,500
SHRIMP	10	0	38,214,183	286,845,956
CORN	96	0	36,377,922.1	20,491,993
PALM OIL	91	-	10,700,949.9	8,263,604
COCOA	87	0	393,057	1,927,141
WOOD PULP	69	-	368,623	278,677
COTTON	114	0	103,057.7	250,198

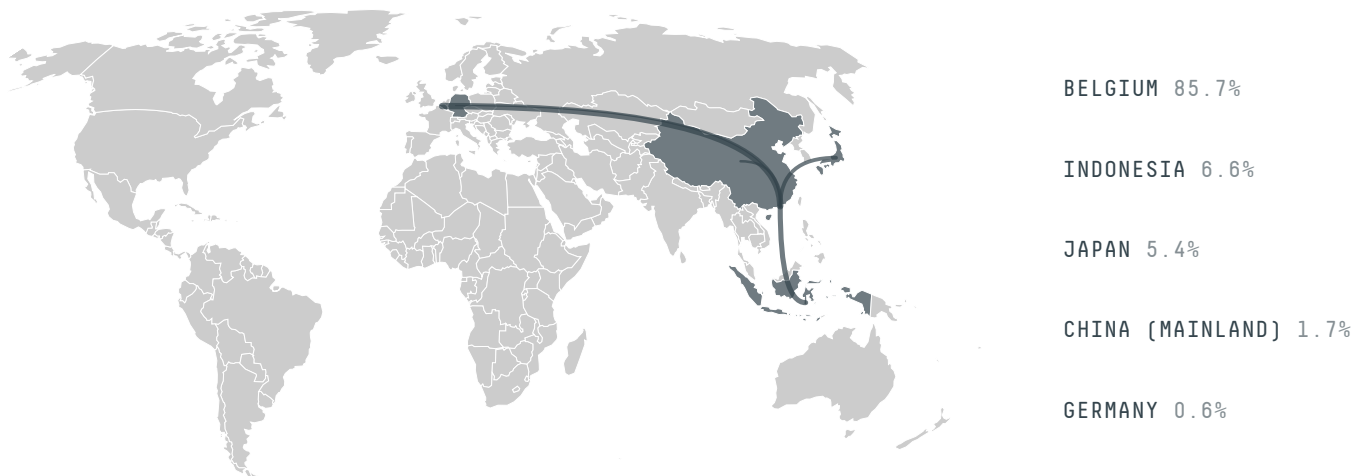
IMPORT TRAJECTORY OF CHINA (HONG KONG)



TOP EXPORT TRADERS OF WOOD PULP IN CHINA (HONG KONG) IN 2016

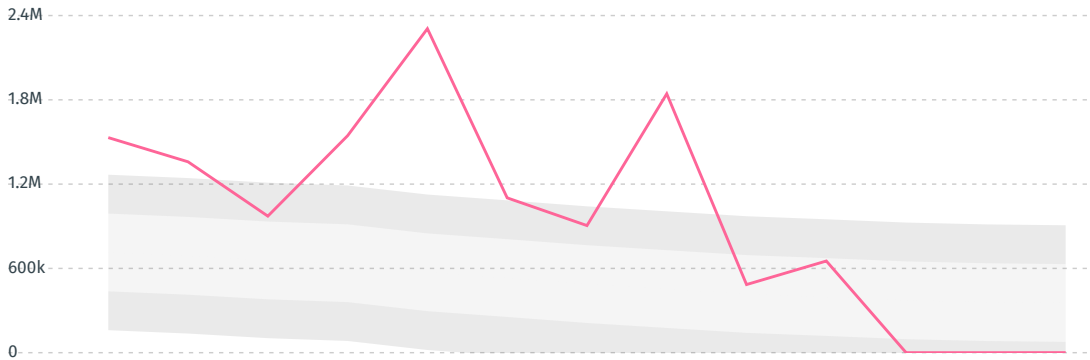


TOP EXPORT COUNTRIES OF WOOD PULP TO CHINA (HONG KONG) IN 2016



DEFORESTATION ALERTS IN BRAZIL

There were **506** GLAD alerts reported in the week of the **18th of January 2021**. This was **low** compared to the same week in previous years.



Caution: GLAD alerts from the last six months are preliminary. Revisions are made as unconfirmed alerts are removed from the data and alert totals are finalized six months after posting. Source: **Global Forest Watch**

Trase is a partnership between



In collaboration with



and many other organizations and individuals.

Donors



[Terms of Use](#) · [Privacy policy](#) · [Cookie policy](#) · [Contact us](#)