



trase

PERU (importer)

ACTIVITY	COMMODITY	YEAR
Importer	Sugarcane	2017

POPULATION	GDP	LAND AREA
31,444,297	211,007,207,483.5	1,280,000

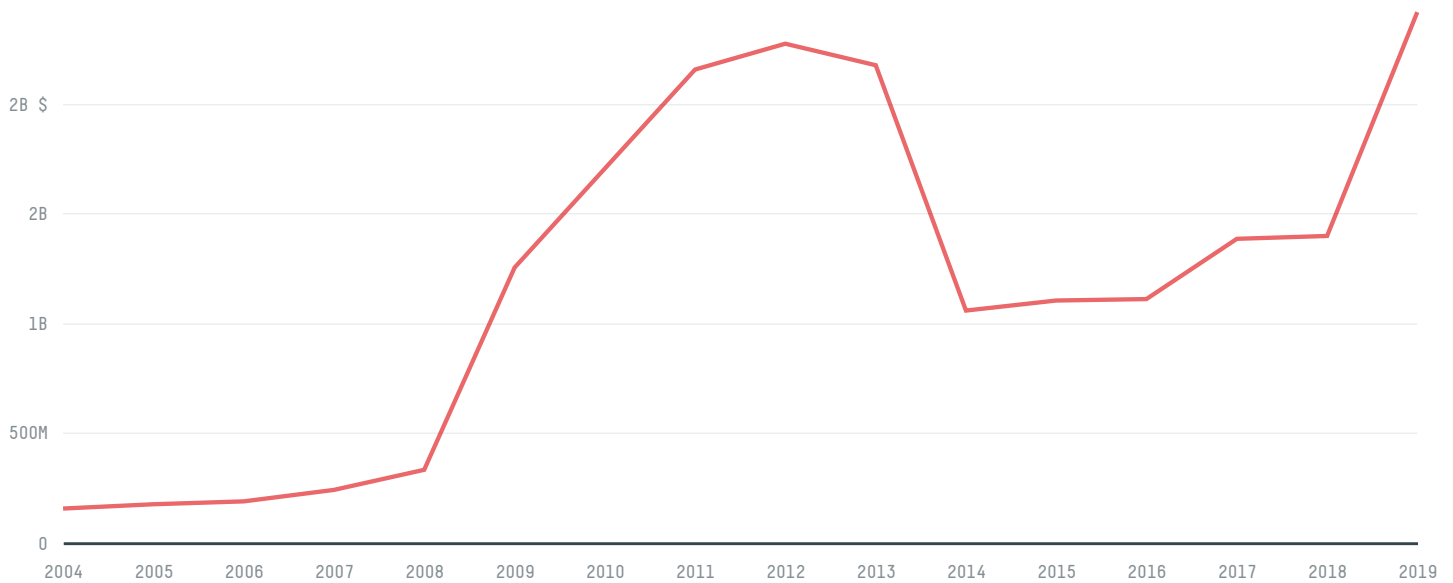
AGRICULTURAL LAND AREA	FORESTED LAND AREA
236,870	738,054

PERU is the world's 18th largest country by land mass, 43rd largest by population size and is the world's 49th largest economy (by GDP). Forests make up 58% of its land mass and agricultural areas, 19%. It's placement in the Human Development Index is 0.756. PERU is a signatory to NYDF ENDORSER and ADP SIGNATORY.

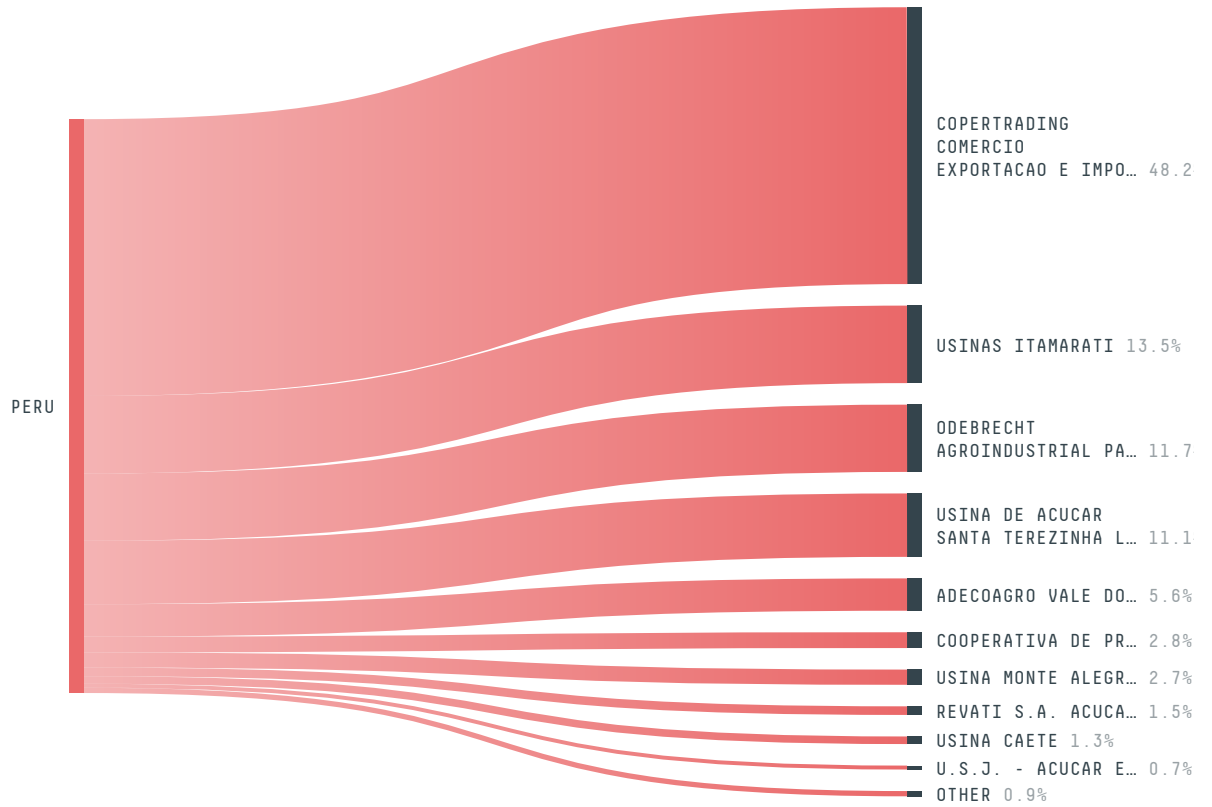
TOP IMPORTS IN 2017

COMMODITY	WORLD IMPORT RANKING	PRODUCTION	IMPORTS	VALUE
CORN	11	1,523,469	3,391,850,454.5	659,103,004
SUGARCANE	39	9,399,617	2,565,394,300.5	325,463,057
WOOD PULP	35	-	120,574,127	75,711,538
SOY	11	1,581	41,689,303.6	39,792,167
BEEF	47	188,738	31,888,437	74,822,929
SHRIMP	27	27,517.9	7,593,016	62,419,652
COCOA	60	121,814	4,309,257	15,542,218
COFFEE	97	337,330	1,487,148.3	12,818,082
CHICKEN	54	1,464,548	738,463.9	12,439,710
PORK	101	157,824	332,638.8	1,593,471
PALM KERNEL	79	-	240,929	379,885
PALM OIL	-	-	-	-

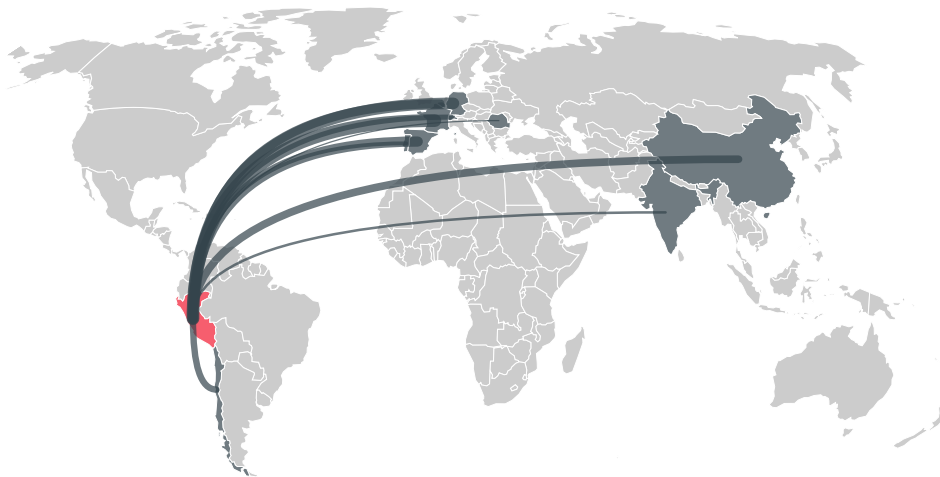
IMPORT TRAJECTORY OF PERU



TOP EXPORT TRADERS OF SUGARCANE IN PERU IN 2017



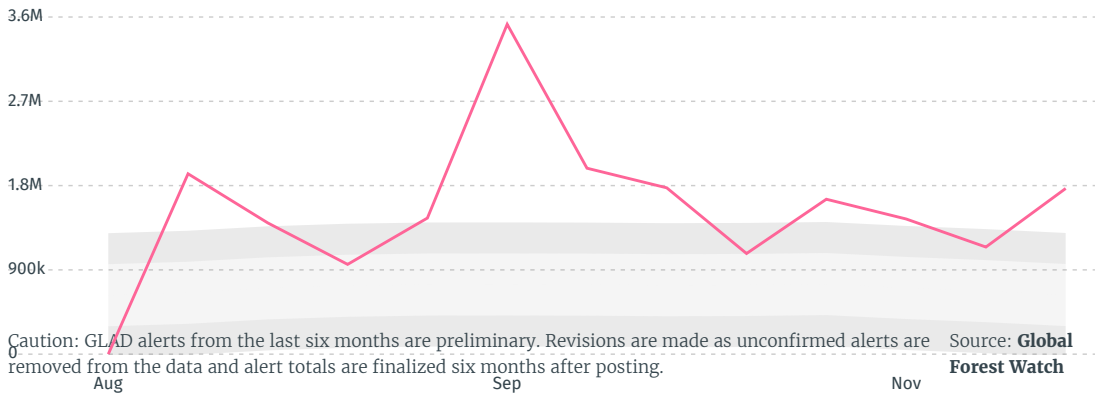
TOP EXPORT COUNTRIES OF SUGARCANE TO PERU IN 2017




FRANCE	91.3%
GERMANY	3.5%
SPAIN	2.5%
BELGIUM	1.8%
CHINA (MAINLAND)	0.8%
CHILE	< 0.1%
SWITZERLAND	< 0.1%
PORTUGAL	< 0.1%
ROMANIA	< 0.1%
INDIA	< 0.1%

DEFORESTATION ALERTS IN BRAZIL

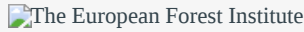
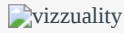
There were **1,769,283** GLAD alerts reported in the week of the **16th of November 2020**. This was **unusually high** compared to the same week in previous years.



Trase is a partnership between



In collaboration with



and many other organizations and individuals.

Donors



[Terms of Use](#) · [Privacy policy](#) · [Cookie policy](#) · [Contact us](#)