



trase

ISRAEL (importer)

ACTIVITY	COMMODITY	YEAR
Importer	Sugarcane	2017

POPULATION	GDP	SURFACE AREA
8,713,300	353,253,406,982.8	22,070

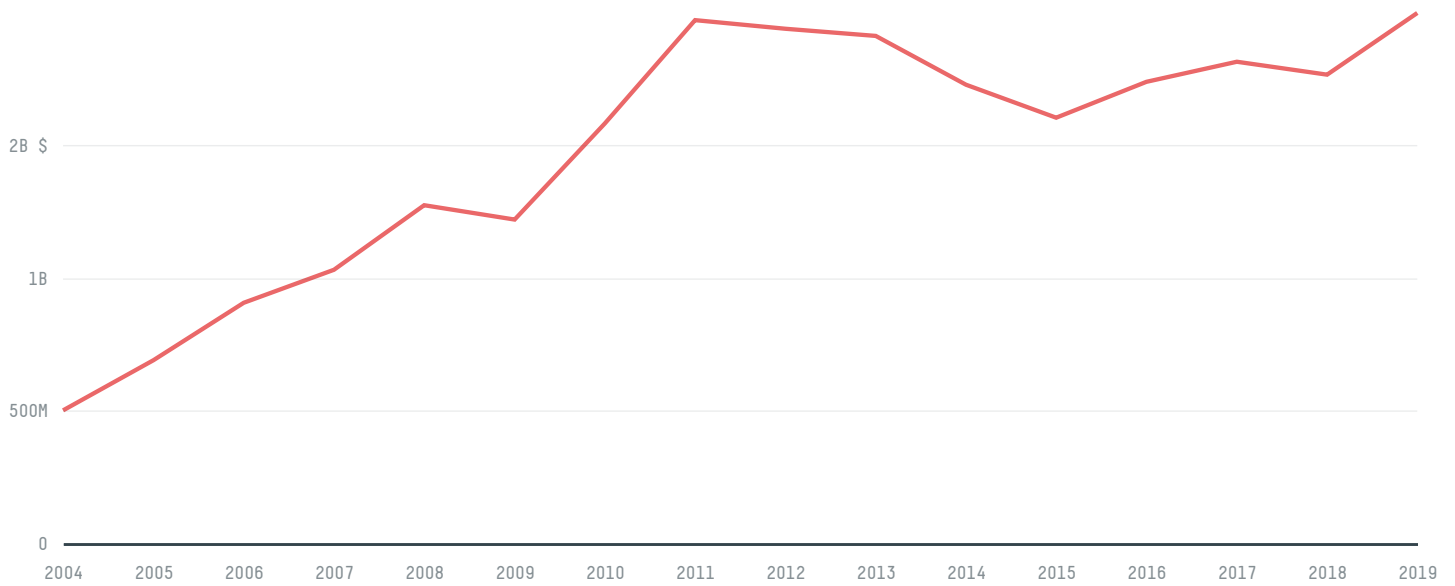
AGRICULTURAL LAND AREA	FORESTED LAND AREA
5,320	1,672

ISRAEL is the world's 147th largest country by area, 97th largest by population size and is the world's 31st largest economy (by GDP). Forests make up 8% of its area, and agriculture 24%. It's placement in the Human Development Index is 0.904. ISRAEL is a signatory to NYDF ENDORSER and ADP SIGNATORY.

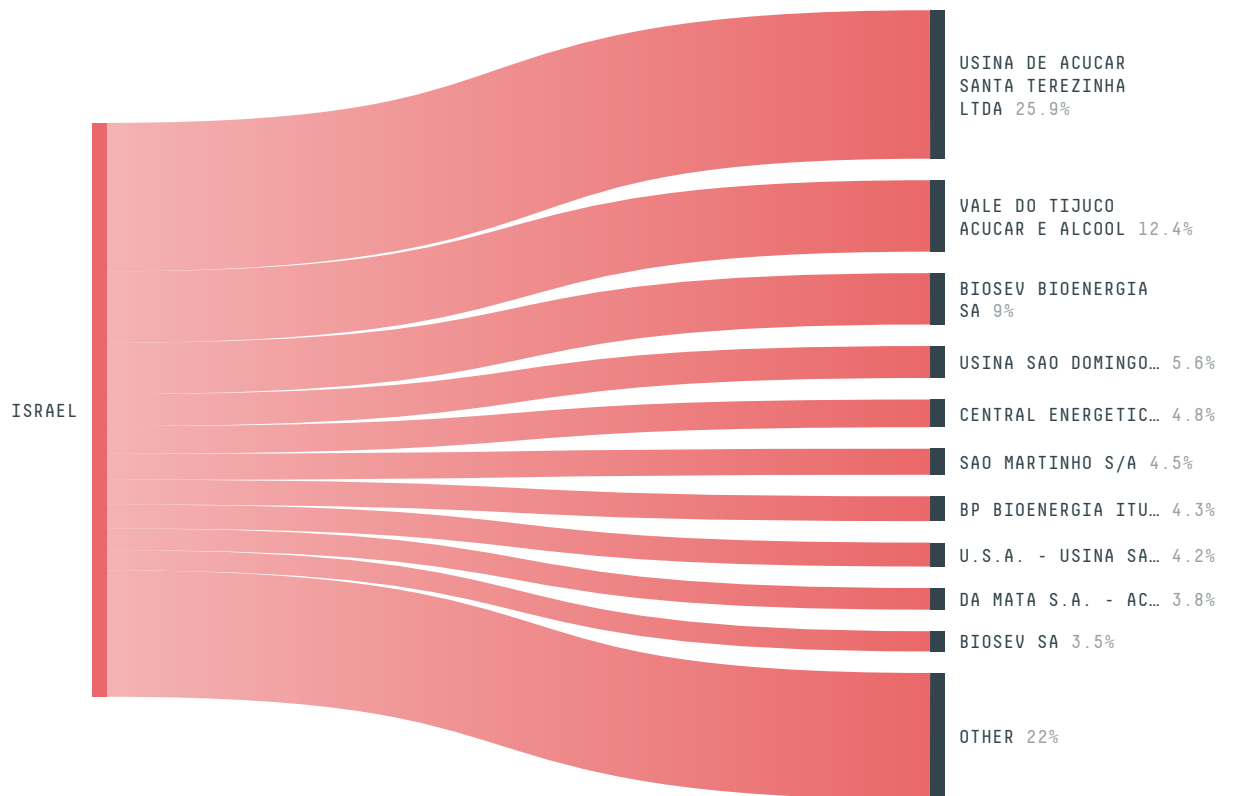
TOP IMPORTS IN 2017

COMMODITY	WORLD IMPORT RANKING	PRODUCTION	IMPORTS	VALUE
SUGARCANE	46	0	2,514,812,140	159,015,000
CORN	19	87,583	1,791,141,614.3	350,751,000
SOY	39	0	634,139,742.7	254,319,000
BEEF	28	140,655	119,416,115.6	751,698,000
COFFEE	41	0	37,594,133.3	186,256,000
PALM OIL	71	-	31,917,972.4	26,455,000
COCOA	40	0	14,495,894	56,905,000
PALM KERNEL	46	-	2,473,316	3,744,000
WOOD PULP	58	-	1,564,118	1,352,000
SHRIMP	53	0	1,402,226	14,788,000
COTTON	105	31,000	346,931.2	449,000
PORK	155	14,797	1,199.3	75,000
CHICKEN	159	538,066	0	8,221,000

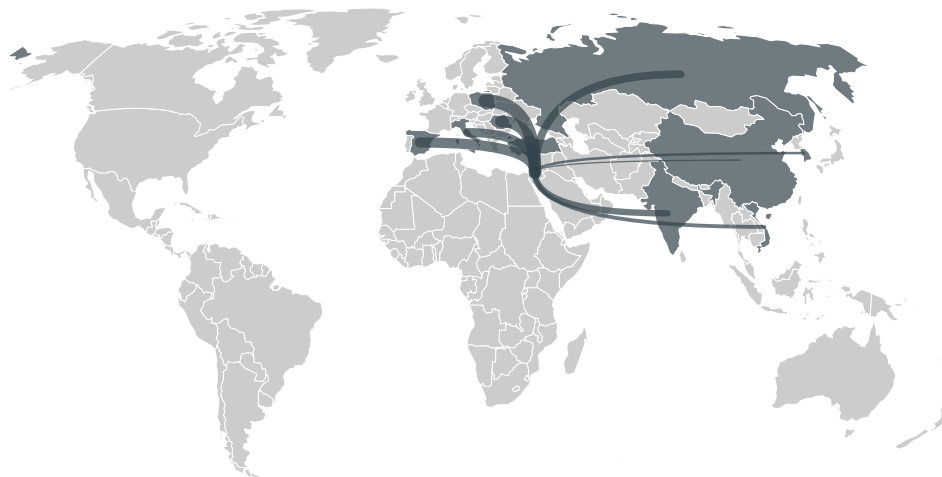
IMPORT TRAJECTORY OF ISRAEL



TOP EXPORT TRADERS OF SUGARCANE IN ISRAEL IN 2017



TOP EXPORT COUNTRIES OF SUGARCANE TO ISRAEL IN 2017



POLAND	47.5%
ROMANIA	17.2%
SPAIN	7.4%
ITALY	6.6%
RUSSIAN FEDERATION	6.3%
INDIA	6.2%
TURKEY	3.2%
VIETNAM	2.3%
SOUTH KOREA	1.8%
CHINA (MAINLAND)	1.6%


No data in selection for Brazil

Trase is a partnership between

 Stockholm Environment Institute

 Global Canopy Programme

In collaboration with

 vizzuality

 The European Forest Institute

and many other organizations and individuals.

Donors

 The Global Environment Facility

 WWF

 Europe

 Gordon and Betty Moore Foundation

 The Nature Conservancy

 Department for International Development

 Formas

 Norway's International Climate and Forest Initiative (NICFI)

[Terms of Use](#) · [Privacy policy](#) · [Cookie policy](#) · [Contact us](#)