



trase

## EQUATORIAL GUINEA (importer)

ACTIVITY	COMMODITY	YEAR
<b>Importer</b>	<b>Sugarcane</b>	<b>2017</b>

POPULATION	GDP	LAND AREA
<b>1,262,001</b>	<b>12,200,914,929.6</b>	<b>28,050</b>

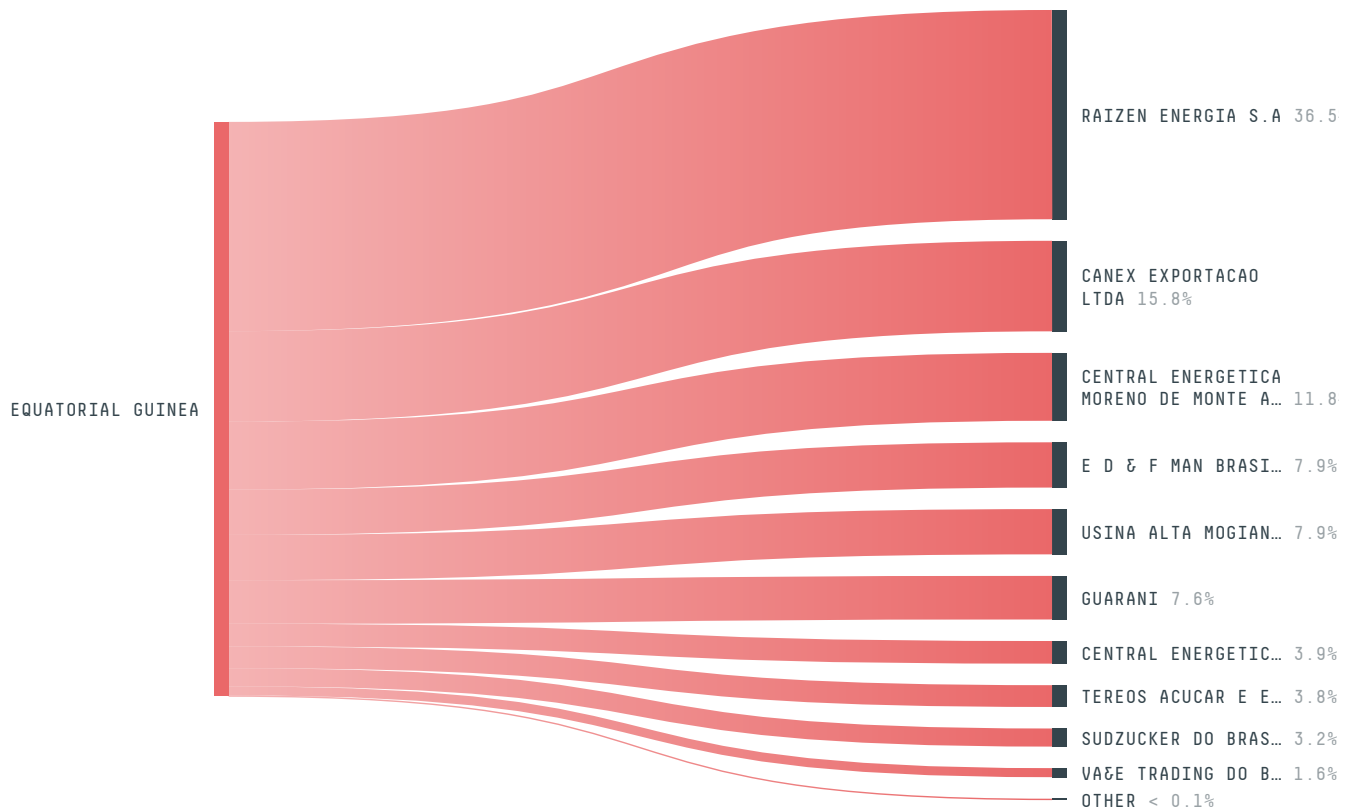
AGRICULTURAL LAND AREA	FORESTED LAND AREA
<b>2,840</b>	<b>15,564</b>

EQUATORIAL GUINEA is the world's 138th largest country by land mass, 154th largest by population size and is the world's 134th largest economy (by GDP). Forests make up 55% of its land mass and agricultural areas, 10%. It's placement in the Human Development Index is 0.59. EQUATORIAL GUINEA is a signatory to NYDF ENDORSER and ADP SIGNATORY.

## TOP IMPORTS IN 2017

COMMODITY	WORLD IMPORT RANKING	PRODUCTION	IMPORTS	VALUE
SOY	-	0	-	-
PALM OIL	-	-	-	-
BEEF	-	50	-	-
CHICKEN	-	254	-	-
COFFEE	-	4,271	-	-
CORN	-	0	-	-
SUGARCANE	-	0	-	-
PORK	-	166	-	-

## TOP EXPORT TRADERS OF SUGARCANE IN EQUATORIAL GUINEA IN 2017




## TOP EXPORT COUNTRIES OF SUGARCANE TO EQUATORIAL GUINEA IN 2017




Trase is a partnership between

 Stockholm Environment Institute

 Global Canopy Programme

In collaboration with

 vizzuality

 The European Forest Institute

and many other organizations and

Donors

 The Global Environment Facility

 WWF

 Europe

 Gordon and Betty Moore Foundation

 The Nature Conservancy

 Department for International Development

This website uses cookies to provide you with an improved user experience. By continuing to browse this site, you consent to the use of cookies and similar technologies. Please visit our [privacy policy](#) for further details.

I AGREE