



# trase

## Ecuador (importer)

ACTIVITY	COMMODITY	YEAR
<b>Importer</b>	<b>Sugarcane</b>	<b>2015</b>

POPULATION	GDP	LAND AREA	AGRICULTURAL LAND AREA
<b>16,212,020</b>	<b>99,290,381,000</b>	<b>248,360</b>	<b>57,884</b>

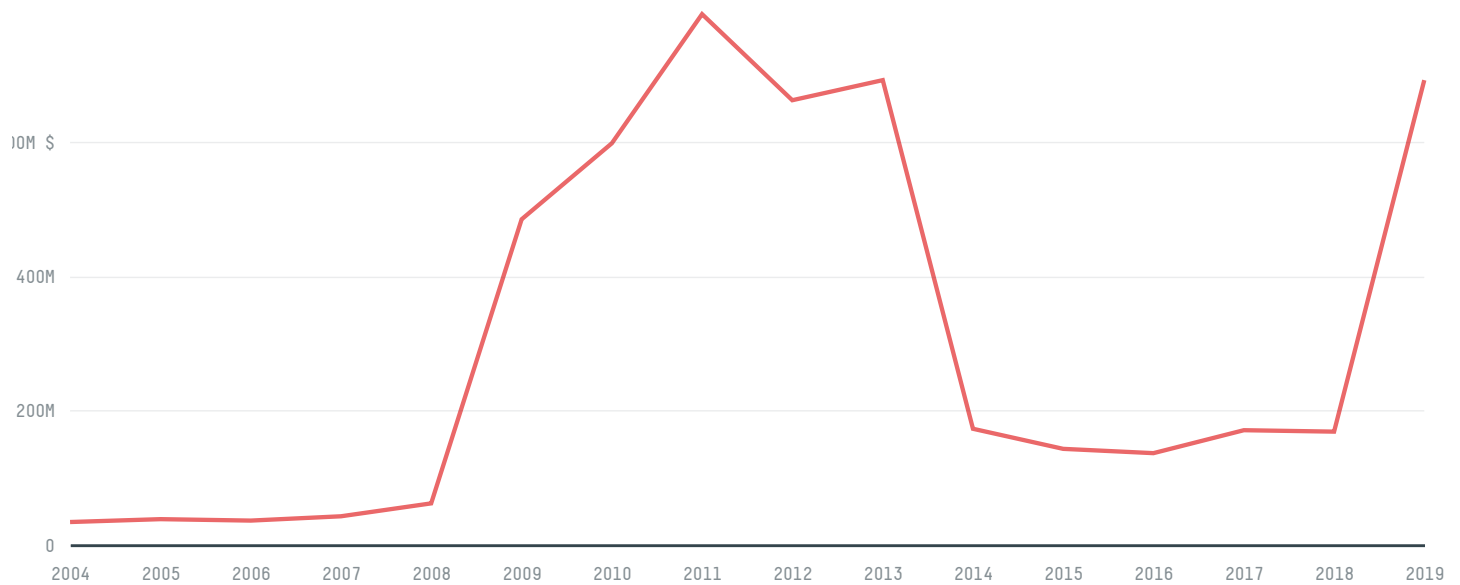
FORESTED LAND AREA  
**125,478.8**

ECUADOR is the world's 75th largest country by land mass, 66th largest by population size and is the world's 61st largest economy (by GDP). Forests make up 51% of its land mass and agricultural areas, 23%. It's placement in the Human Development Index is 0.758. ECUADOR is a signatory to NYDF ENDORSER and ADP SIGNATORY.


## TOP IMPORTS IN 2015

COMMODITY	WORLD IMPORT RANKING	PRODUCTION	IMPORTS	VALUE
SUGARCANE	98	10,106,105	385,622,496.6	26,214,768
CORN	91	1,873,525	53,775,339.7	47,048,724
WOOD PULP	66	-	18,396,291	14,590,650
COTTON	35	4,172	14,297,273.8	24,989,296
CHICKEN	34	338,000	2,716,771.8	14,808,944
BEEF	113	214,025	2,467,018.9	10,463,612
COFFEE	110	5,297	640,900	3,957,132
SOY	112	32,697	379,070.9	497,714
COCOA	116	180,192	82,305	372,351
SHRIMP	114	403,000	10,799	134,192
PALM KERNEL	122	-	484	6,746
PALM OIL	-	-	-	-

## IMPORT TRAJECTORY OF ECUADOR

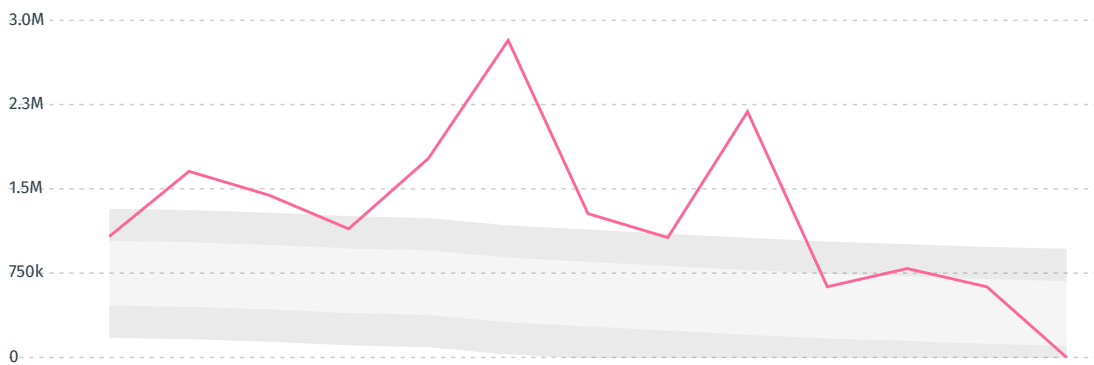


## TOP EXPORT TRADERS OF SUGARCANE IN ECUADOR IN 2015



## DEFORESTATION ALERTS IN BRAZIL

There were **0** GLAD alerts reported in the week of the **11th of January 2021**. This was **low** compared to the same week in previous years.



Caution: GLAD alerts from the last six months are preliminary. Revisions are made as unconfirmed alerts are removed from the data and alert totals are finalized six months after posting. Source: Global Forest Watch