



# trase

## CAPE VERDE (importer)

ACTIVITY	COMMODITY	YEAR
<b>Importer</b>	<b>Sugarcane</b>	<b>2017</b>

POPULATION	GDP	SURFACE AREA	AGRICULTURAL LAND AREA
<b>537,497</b>	<b>1,769,787,215.1</b>	<b>4,030</b>	<b>790</b>

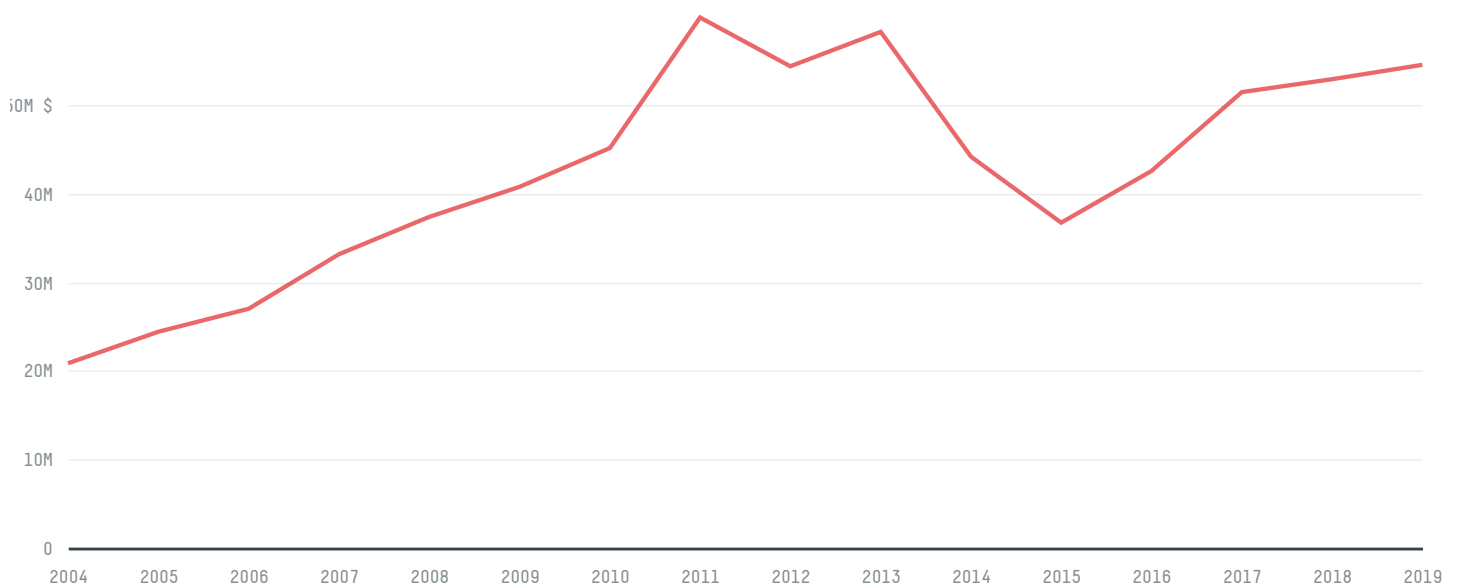
FORESTED LAND AREA  
**908.6**

CAPE VERDE is the world's 168th largest country by area, 168th largest by population size and is the world's 178th largest economy (by GDP). Forests make up 23% of its area, and agriculture 20%. It's placement in the Human Development Index is 0.647. CAPE VERDE is a signatory to NYDF ENDORSER and ADP SIGNATORY.

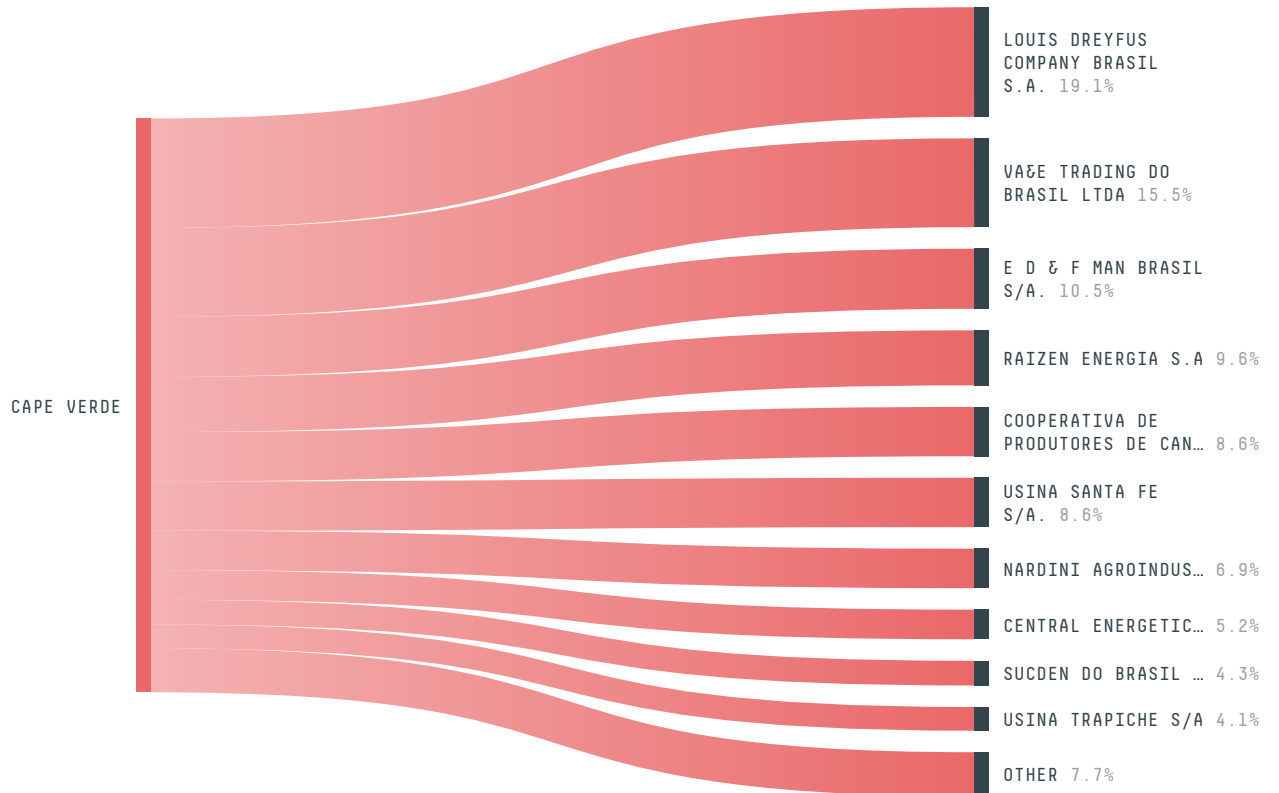
## TOP IMPORTS IN 2017

COMMODITY	WORLD IMPORT RANKING	PRODUCTION	IMPORTS	VALUE
SUGARCANE	110	28,375	165,795,796	12,750,461
CORN	100	4,976	31,952,074.3	7,877,523
CHICKEN	84	988	12,136,398.3	15,180,925
PORK	86	2,938	2,275,337.9	6,093,511
SOY	126	0	2,271,518.7	1,128,568
BEEF	127	691	1,074,225	4,390,997
COFFEE	119	47	815,965.3	2,772,205
SHRIMP	87	0	152,963	1,034,650
PALM OIL	146	-	46,388.6	58,248
COCOA	131	0	28,078	78,774

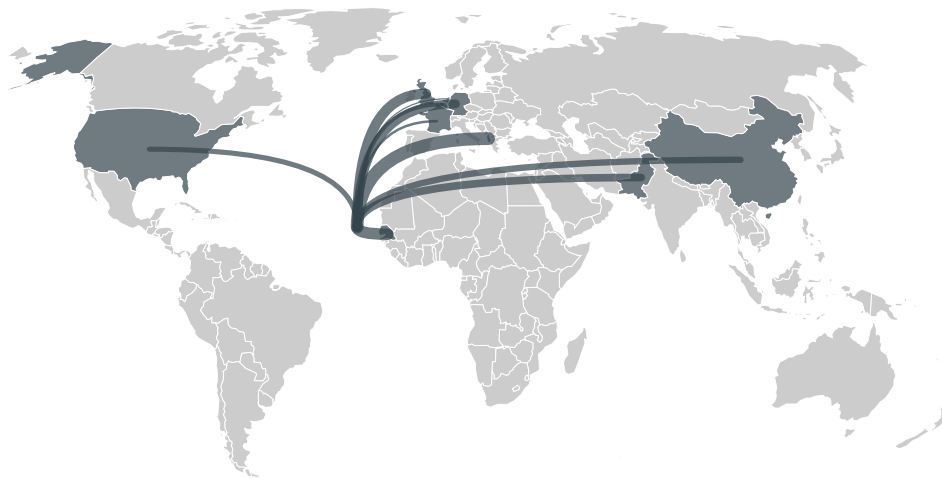
## IMPORT TRAJECTORY OF CAPE VERDE



## TOP EXPORT TRADERS OF SUGARCANE IN CAPE VERDE IN 2017



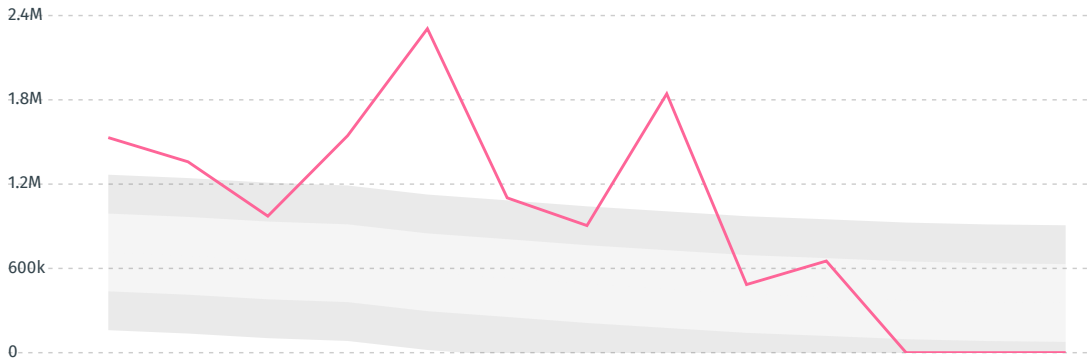
## TOP EXPORT COUNTRIES OF SUGARCANE TO CAPE VERDE IN 2017



ALBANIA	33%
SENEGAL	19.7%
UNITED KINGDOM	16.5%
GERMANY	10.5%
PAKISTAN	10.2%
CHINA (MAINLAND)	9.8%
UNITED STATES	0.3%
BELGIUM	< 0.1%
FRANCE	< 0.1%
NETHERLANDS	< 0.1%

DEFORESTATION ALERTS IN BRAZIL

There were **506** GLAD alerts reported in the week of the **18th of January 2021**. This was **low** compared to the same week in previous years.



Caution: GLAD alerts from the last six months are preliminary. Revisions are made as unconfirmed alerts are removed from the data and alert totals are finalized six months after posting. Source: **Global Forest Watch**

Trase is a partnership between



In collaboration with



and many other organizations and individuals.

Donors



[Terms of Use](#) · [Privacy policy](#) · [Cookie policy](#) · [Contact us](#)