



trase

NEW ZEALAND (importer)

ACTIVITY	COMMODITY	YEAR
Importer	Palm oil	2017

POPULATION	GDP	LAND AREA	AGRICULTURAL LAND AREA
4,793,900	205,415,864,858	263,310	106,510

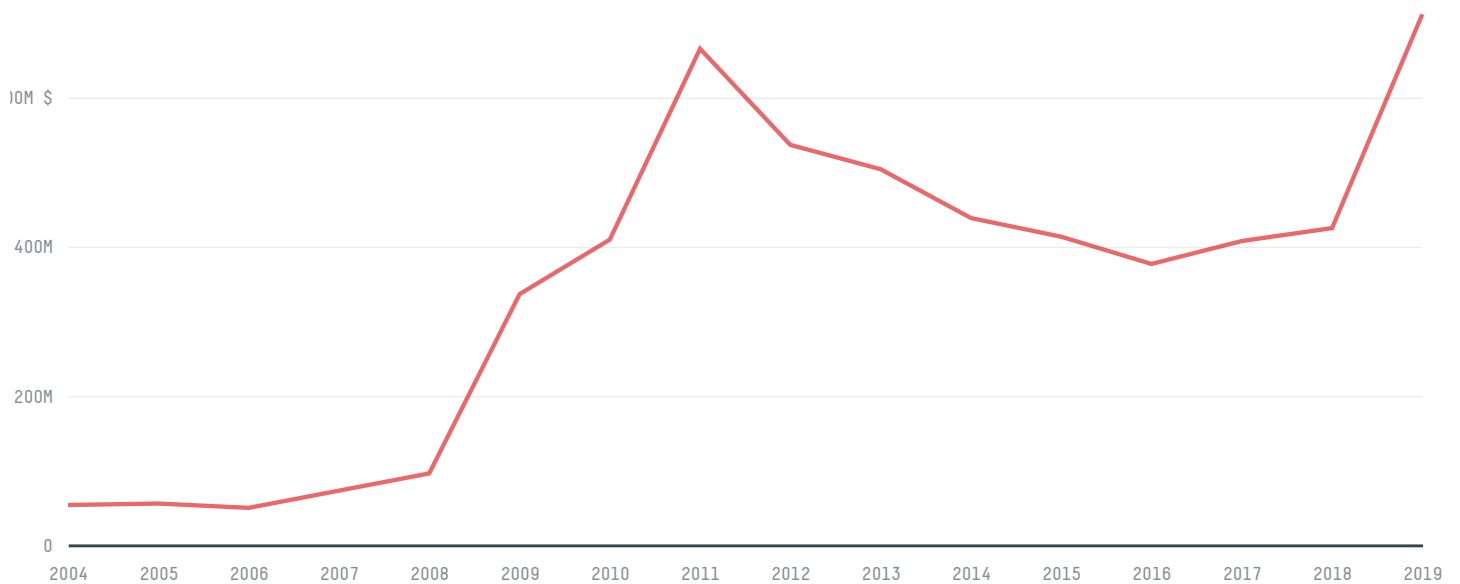
FORESTED LAND AREA
101,522

NEW ZEALAND is the world's 73rd largest country by land mass, 121st largest by population size and is the world's 50th largest economy (by GDP). Forests make up 39% of its land mass and agricultural areas, 40%. It's placement in the Human Development Index is 0.92. NEW ZEALAND is a signatory to NYDF ENDORSER and ADP SIGNATORY.

TOP IMPORTS IN 2017

COMMODITY	WORLD IMPORT RANKING	PRODUCTION	IMPORTS	VALUE
SUGARCANE	43	0	2,013,999,493.4	118,057,326
CORN	93	175,586	45,515,234	16,402,904
COFFEE	59	0	15,524,641.3	81,693,665
BEEF	70	641,745	15,431,313.1	52,360,876
SOY	34	0	11,886,368.1	12,352,916
COCOA	46	0	9,684,199	41,603,377
SHRIMP	37	0	3,881,394	37,965,015
PORK	60	46,741	2,567,704.9	16,348,381
WOOD PULP	115	-	487	24,099,908
PALM OIL	-	-	-	-
CHICKEN	-	220,983	-	-

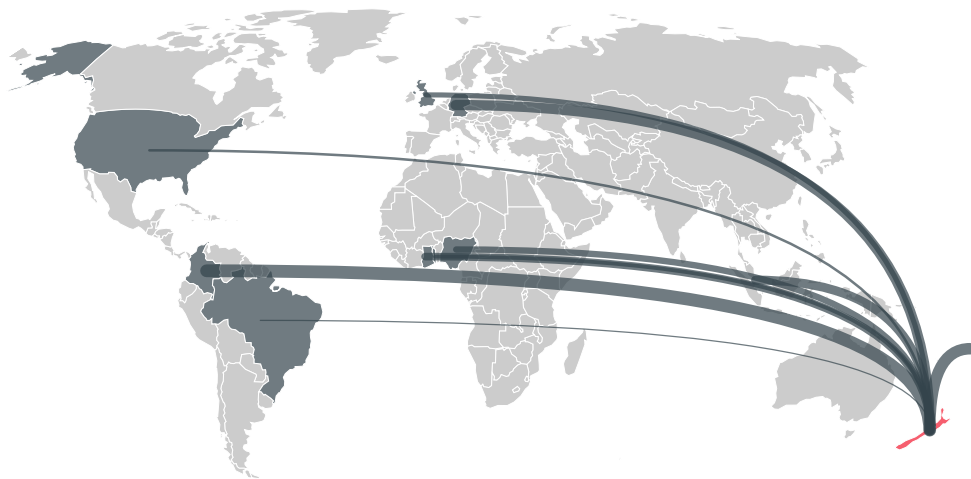
IMPORT TRAJECTORY OF NEW ZEALAND



TOP EXPORT TRADERS OF PALM OIL IN NEW ZEALAND IN 2017



TOP EXPORT COUNTRIES OF PALM OIL TO NEW ZEALAND IN 2017



COLOMBIA 47.5%

FIJI 25.6%

GERMANY 13.9%

SINGAPORE 5.7%

GHANA 4.8%

NIGERIA 1.8%

UNITED KINGDOM 0.5%

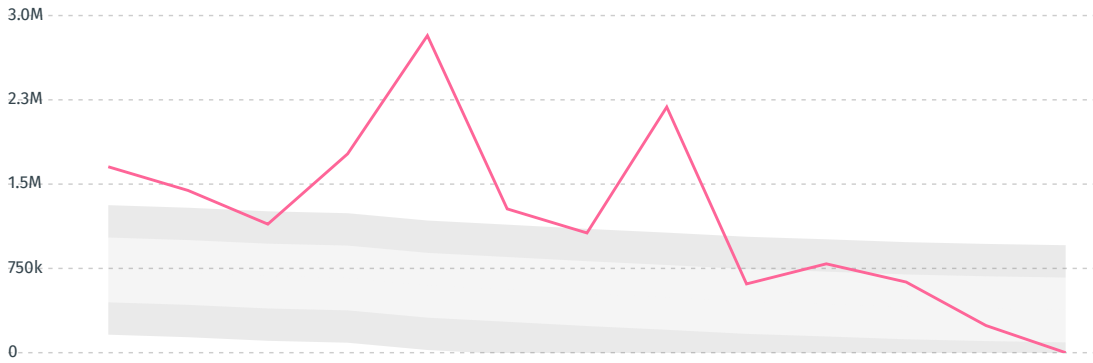
TOGO 0.1%

UNITED STATES < 0.1%

BRAZIL < 0.1%

DEFORESTATION ALERTS IN BRAZIL

There were **0** GLAD alerts reported in the week of the **18th of January 2021**. This was **low** compared to the same week in previous years.

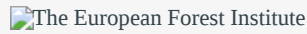


Caution: GLAD alerts from the last six months are preliminary. Revisions are made as unconfirmed alerts are removed from the data and alert totals are finalized six months after posting. Source: **Global Forest Watch**

Trase is a partnership between



In collaboration with



and many other organizations and individuals.

Donors



[Terms of Use](#) · [Privacy policy](#) · [Cookie policy](#) · [Contact us](#)