



trase

JAPAN (importer)

ACTIVITY	COMMODITY	YEAR
Importer	Palm oil	2017

POPULATION	GDP	SURFACE AREA
126,785,797	4,866,864,409,657.7	377,970

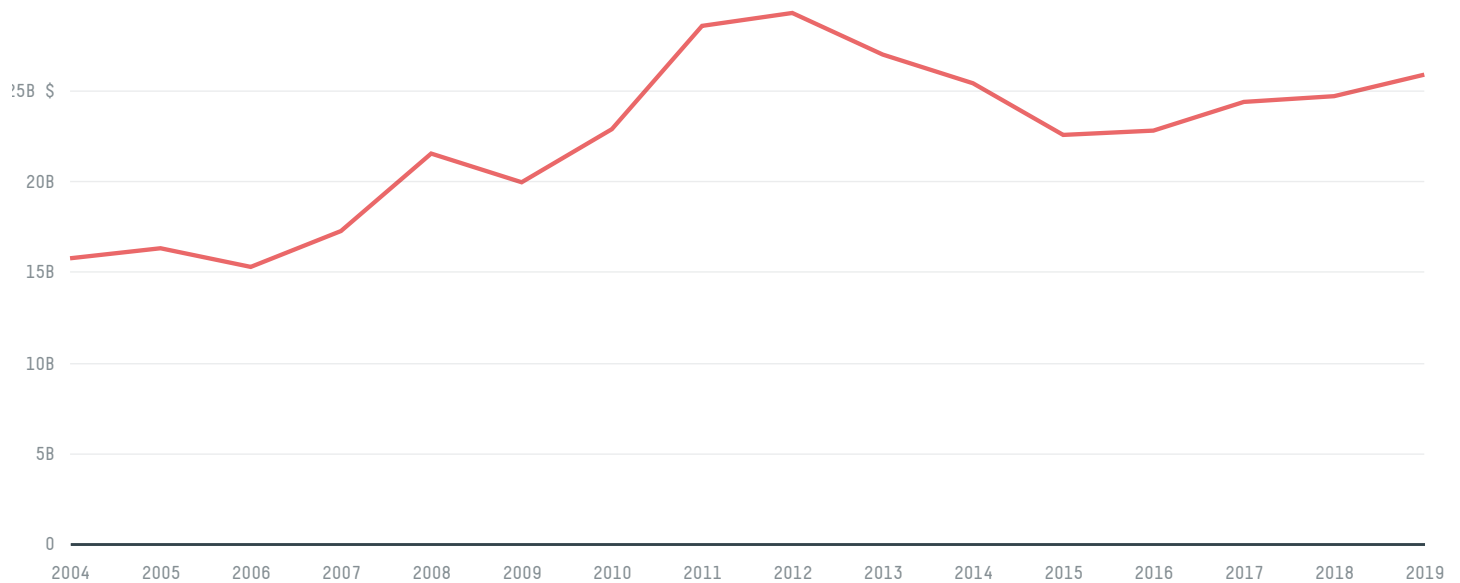
AGRICULTURAL LAND AREA	FORESTED LAND AREA
44,710	249,564

JAPAN is the world's 61st largest country by area, 10th largest by population size and is the world's 3rd largest economy (by GDP). Forests make up 66% of its area, and agriculture 12%. It's placement in the Human Development Index is 0.913. JAPAN is a signatory to NYDF ENDORSER and ADP SIGNATORY.


TOP IMPORTS IN 2017

COMMODITY	WORLD IMPORT RANKING	PRODUCTION	IMPORTS	VALUE
SUGARCANE	16	1,297,000	11,557,257,798.8	1,032,297,665
PORK	2	1,272,301	1,228,518,042.6	5,171,144,338
CHICKEN	1	2,214,899	1,228,383,147.5	3,601,133,554
BEEF	3	469,096	908,205,716.5	4,245,329,129
PALM OIL	11	-	744,891,294.1	529,094,726
COFFEE	4	0	447,437,808.3	1,628,952,246
SHRIMP	2	1,354	172,314,632	1,887,880,507
COCOA	14	0	114,372,363	414,625,776
COTTON	16	0	93,288,213.9	179,267,840
PALM KERNEL	9	-	72,400,925	101,190,574
CORN	130	165	4,419,807.7	3,086,847,730
SOY	128	253,000	2,128,056.2	2,212,049,677
WOOD PULP	130	-	0	244,230,631

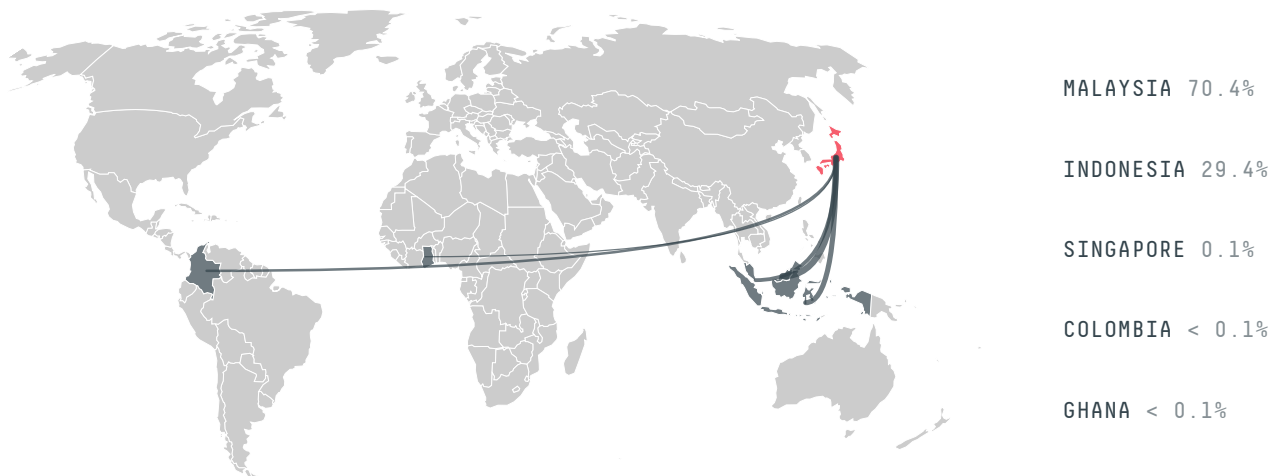
IMPORT TRAJECTORY OF JAPAN



TOP EXPORT TRADERS OF PALM OIL IN JAPAN IN 2017

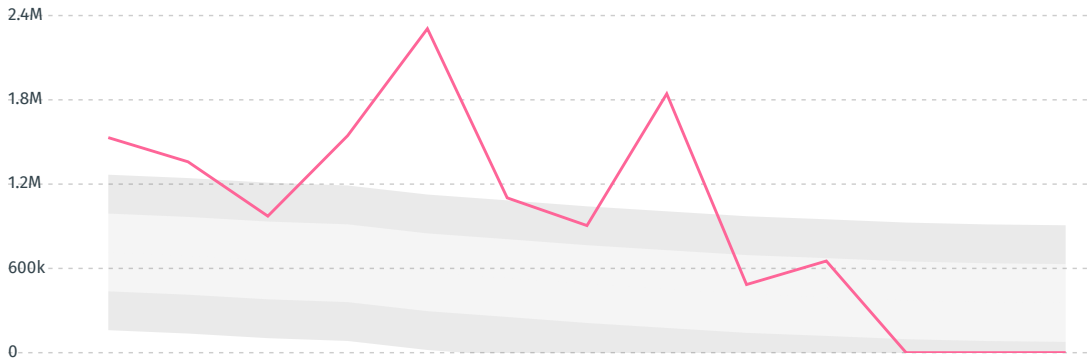


TOP EXPORT COUNTRIES OF PALM OIL TO JAPAN IN 2017



DEFORESTATION ALERTS IN BRAZIL

There were **506** GLAD alerts reported in the week of the **18th of January 2021**. This was **low** compared to the same week in previous years.



Caution: GLAD alerts from the last six months are preliminary. Revisions are made as unconfirmed alerts are removed from the data and alert totals are finalized six months after posting. Source: **Global Forest Watch**

Trase is a partnership between



In collaboration with



and many other organizations and individuals.

Donors



[Terms of Use](#) · [Privacy policy](#) · [Cookie policy](#) · [Contact us](#)