



# trase

## COLOMBIA (importer)

ACTIVITY	COMMODITY	YEAR
<b>Importer</b>	<b>Palm oil</b>	<b>2017</b>

POPULATION	GDP	LAND AREA
<b>48,909,844</b>	<b>311,883,730,690.1</b>	<b>1,109,500</b>

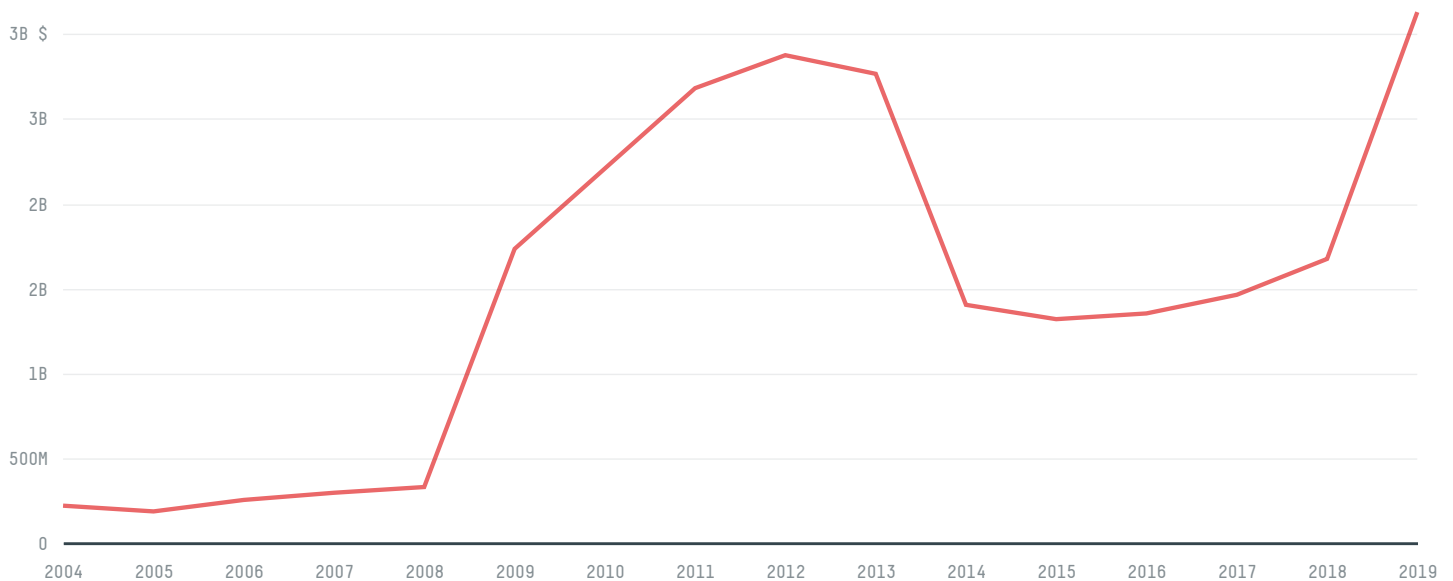
AGRICULTURAL LAND AREA	FORESTED LAND AREA
<b>446,656</b>	<b>584,750.2</b>

COLOMBIA is the world's 24th largest country by land mass, 29th largest by population size and is the world's 39th largest economy (by GDP). Forests make up 53% of its land mass and agricultural areas, 40%. It's placement in the Human Development Index is 0.76. COLOMBIA is a signatory to NYDF ENDORSER and ADP SIGNATORY.

## TOP IMPORTS IN 2017

COMMODITY	WORLD IMPORT RANKING	PRODUCTION	IMPORTS	VALUE
CORN	7	1,329,856	4,938,380,828.7	922,029,981
SUGARCANE	50	34,833,514	1,506,877,090.4	149,400,586
WOOD PULP	27	-	171,945,827	117,329,662
SOY	8	77,328	86,264,441.1	76,742,928
COTTON	28	74,000	25,582,435.1	46,859,660
COFFEE	49	760,209	23,106,295	40,604,703
PALM KERNEL	27	-	12,565,009	17,276,943
BEEF	81	753,433	10,242,735.5	26,543,115
SHRIMP	31	4,000	5,778,704	34,884,395
COCOA	61	56,297	4,252,463	9,523,538
CHICKEN	58	1,563,569	631,087.4	12,113,497
PALM OIL	-	-	-	-

## IMPORT TRAJECTORY OF COLOMBIA



## TOP EXPORT TRADERS OF PALM OIL IN COLOMBIA IN 2017

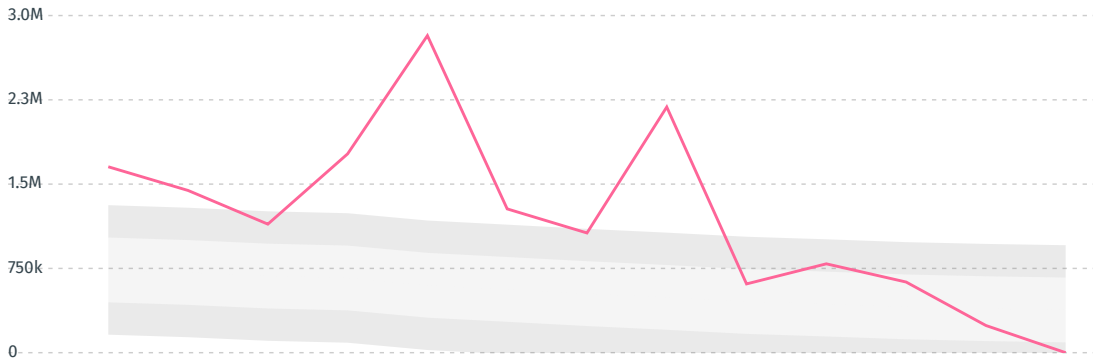


## TOP EXPORT COUNTRIES OF PALM OIL TO COLOMBIA IN 2017



DEFORESTATION ALERTS IN BRAZIL

There were **0** GLAD alerts reported in the week of the **18th of January 2021**. This was **low** compared to the same week in previous years.

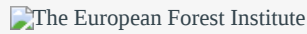


Caution: GLAD alerts from the last six months are preliminary. Revisions are made as unconfirmed alerts are removed from the data and alert totals are finalized six months after posting. Source: **Global Forest Watch**

Trase is a partnership between




In collaboration with



and many other organizations and individuals.

Donors



[Terms of Use](#) · [Privacy policy](#) · [Cookie policy](#) · [Contact us](#)