



trase

BRAZIL (exporter)

ACTIVITY	COMMODITY	YEAR
Exporter	Palm kernel	2017

POPULATION	GDP	SURFACE AREA
207,833,831	2,062,831,045,936	8,515,770

AGRICULTURAL LAND AREA	FORESTED LAND AREA	AGRICULTURAL EXPORT VALUE
2,835,460	4,925,540	79,456,981

BRAZIL is the world's 5th largest country by area, 6th largest by population size and is the world's 8th largest economy (by GDP). Forests make up 58% of its area, and agriculture 33%. It's placement in the Human Development Index is 0.76.

BRAZIL is a signatory to NYDF ENDORSER and ADP SIGNATORY.

TOP EXPORTS IN 2017

COMMODITY	WORLD EXPORT RANKING	PRODUCTION	EXPORTS	VALUE
SUGARCANE	1	758,646,205	240,399,626,315.9	12,218,838,153
SOY	1	114,732,101	84,032,893,356.7	31,603,998,740
CHICKEN	1	13,607,352	4,153,828,602.3	6,879,997,027
BEEF	1	9,550,000	2,154,731,252.9	6,607,985,642
COFFEE	1	2,684,508	1,759,654,683.8	5,273,304,146
COTTON	4	3,842,872	876,835,896	1,381,077,833
PORK	10	3,824,682	683,623,596.5	1,608,954,913
WOOD PULP	4	-	642,352,846	420,863,030
CORN	30	97,910,658	313,778,609.8	4,739,122,059
PALM OIL	17	-	89,979,540.8	59,512,846
COCOA	18	235,809	60,849,344	267,317,114
PALM KERNEL	18	-	2,637,091	4,144,256

DEFORESTATION TRAJECTORY OF BRAZIL

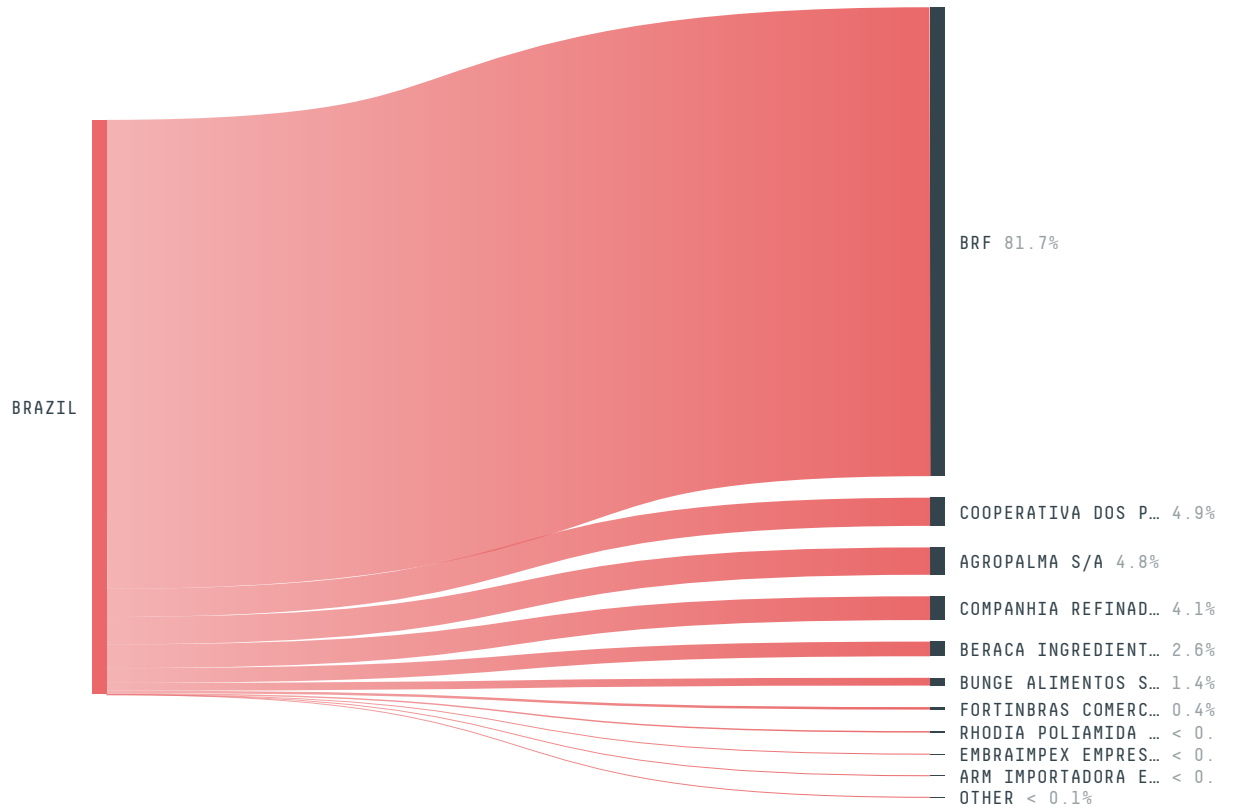
0 ha

AGRICULTURAL INDICATORS

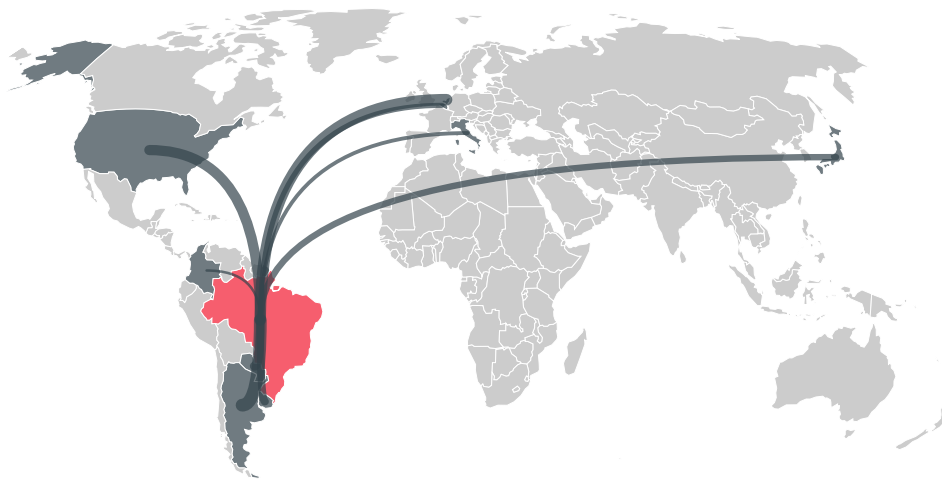
AGRICULTURAL INDICATORS	SCORE
Production of soy	114,732,101 t
Soy yield	- t/ha
Agricultural land used for soy	- %

ENVIRONMENTAL INDICATORS	SCORE
Territorial deforestation	- ha
Soy deforestation	- ha
Land-based CO2 emissions	- t CO2
Water scarcity	- /7
SOCIO-ECONOMIC INDICATORS	SCORE
Human Development Index	0.76 /1
GDP per capita	- USD/capita
GDP from agriculture	- %
Smallholder dominance	- %
Reported cases of forced labour	-
Reported cases of land conflicts	-
Population	-
TERRITORIAL GOVERNANCE	SCORE
Legal Reserve deficit	- ha
Legal Reserve deficit as a % of private land	- %
Protected vegetation in private land	- ha
Unprotected vegetation in private land	- ha
ACTOR COMMITMENTS	SCORE
Round Table on Responsible Soy	- t

TOP IMPORT TRADERS OF PALM KERNEL IN BRAZIL IN 2017



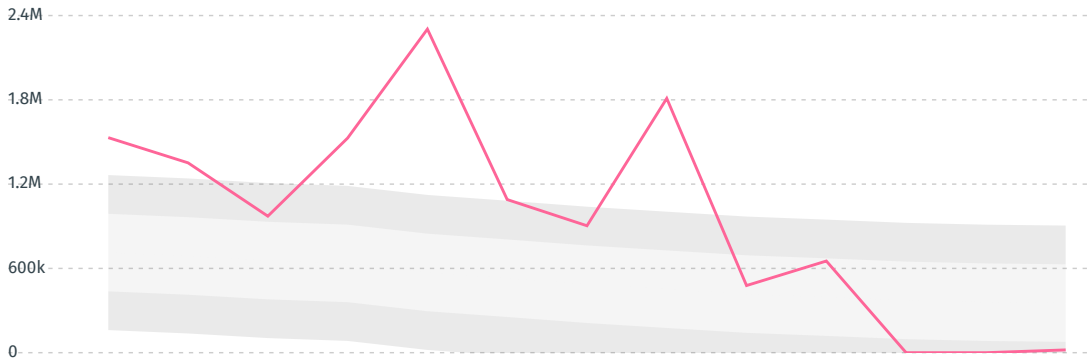
TOP IMPORT COUNTRIES OF PALM KERNEL FROM BRAZIL IN 2017



Country	Percentage
ARGENTINA	81.7%
NETHERLANDS	9.7%
UNITED STATES	6.7%
PARAGUAY	0.7%
URUGUAY	0.7%
JAPAN	0.2%
BELGIUM	0.1%
ITALY	< 0.1%
COLOMBIA	< 0.1%
FRENCH GUYANA	< 0.1%


DEFORESTATION ALERTS IN BRAZIL

There were **19,863** GLAD alerts reported in the week of the **18th of January 2021**. This was **low** compared to the same week in previous years.

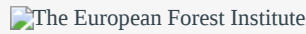
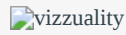


Caution: GLAD alerts from the last six months are preliminary. Revisions are made as unconfirmed alerts are removed from the data and alert totals are finalized six months after posting. Source: **Global Forest Watch**

Trase is a partnership between



In collaboration with



and many other organizations and individuals.

Donors



[Terms of Use](#) · [Privacy policy](#) · [Cookie policy](#) · [Contact us](#)