



trase

## ARGENTINA (importer)

ACTIVITY	COMMODITY	YEAR
<b>Importer</b>	<b>Palm kernel</b>	<b>2017</b>

POPULATION	GDP	SURFACE AREA
<b>44,044,811</b>	<b>643,628,665,302.7</b>	<b>2,780,400</b>

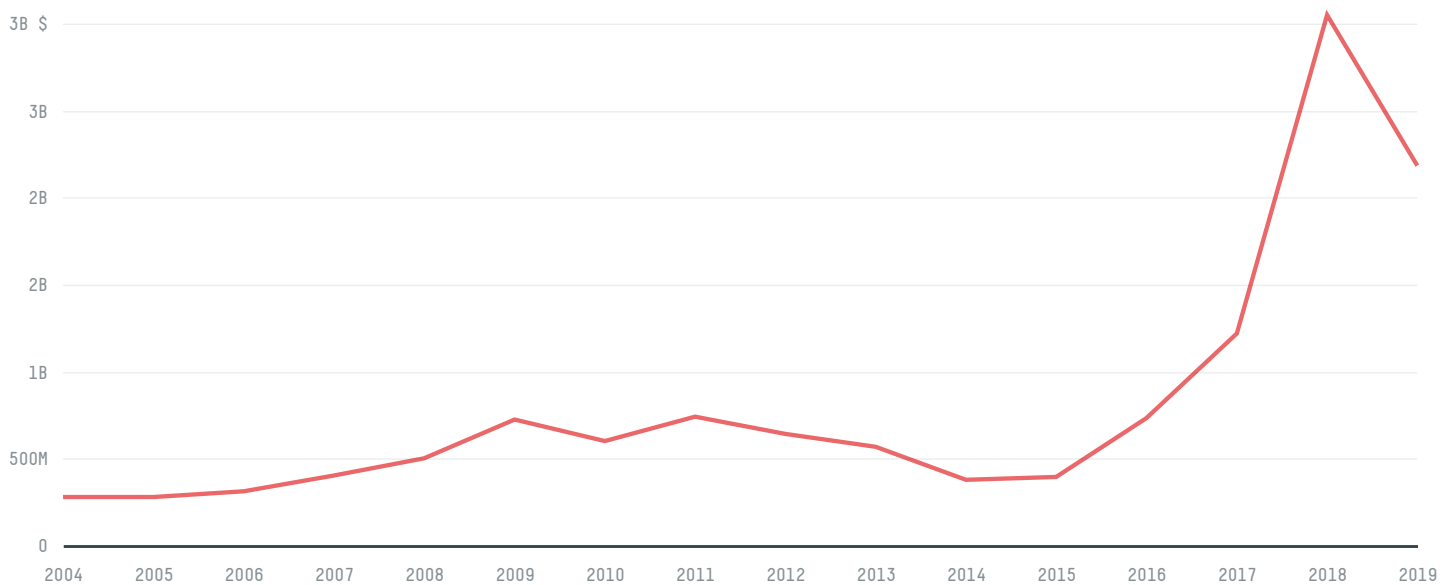
AGRICULTURAL LAND AREA	FORESTED LAND AREA
<b>1,487,000</b>	<b>268,152</b>

ARGENTINA is the world's 8th largest country by area, 32nd largest by population size and is the world's 21st largest economy (by GDP). Forests make up 10% of its area, and agriculture 53%. It's placement in the Human Development Index is 0.832. ARGENTINA is a signatory to NYDF ENDORSER and ADP SIGNATORY.

## TOP IMPORTS IN 2017

COMMODITY	WORLD IMPORT RANKING	PRODUCTION	IMPORTS	VALUE
SOY	23	54,971,626	1,898,053,846	701,579,769
COFFEE	40	0	39,276,653	158,495,202
PORK	41	566,276	35,381,969.8	117,550,879
COCOA	25	0	33,473,111	126,909,729
PALM KERNEL	26	-	12,951,576	19,244,530
CORN	114	49,475,895	12,854,798.8	30,379,708
CHICKEN	97	2,116,000	7,650,904.4	26,288,311
PALM OIL	110	-	4,331,851.7	4,138,960
BEEF	100	2,842,000	4,088,017.5	11,749,361
WOOD PULP	52	-	3,428,926	2,748,976
COTTON	62	616,160	2,980,950.1	5,117,310
SUGARCANE	158	19,076,893	2,477,180.1	10,211,462
SHRIMP	70	0	557,772	4,095,699

## IMPORT TRAJECTORY OF ARGENTINA



## TOP EXPORT TRADERS OF PALM KERNEL IN ARGENTINA IN 2017



## TOP EXPORT COUNTRIES OF PALM KERNEL TO ARGENTINA IN 2017




Country	Percentage
COLOMBIA	51.5%
INDONESIA	25.3%
MALAYSIA	21.8%
ECUADOR	0.7%
PARAGUAY	0.6%
SINGAPORE	0.1%
BRAZIL	< 0.1%


Trase is a partnership between

 Stockholm Environment Institute

 Global Canopy Programme

In collaboration with

 vizzuality

 The European Forest Institute

and many other organizations and individuals.

Donors

 The Global Environment Facility

 WWF

 Europe

 Gordon and Betty Moore Foundation

 The Nature Conservancy

 Department for International Development

 Formas

 Norway's International Climate and Forest Initiative (NICFI)

[Terms of Use](#) · [Privacy policy](#) · [Cookie policy](#) · [Contact us](#)