



# trase

## OMAN (importer)

ACTIVITY	COMMODITY	YEAR
<b>Importer</b>	<b>Cotton</b>	<b>2016</b>

POPULATION	GDP	SURFACE AREA
<b>4,479,219</b>	<b>65,480,507,170.8</b>	<b>309,500</b>

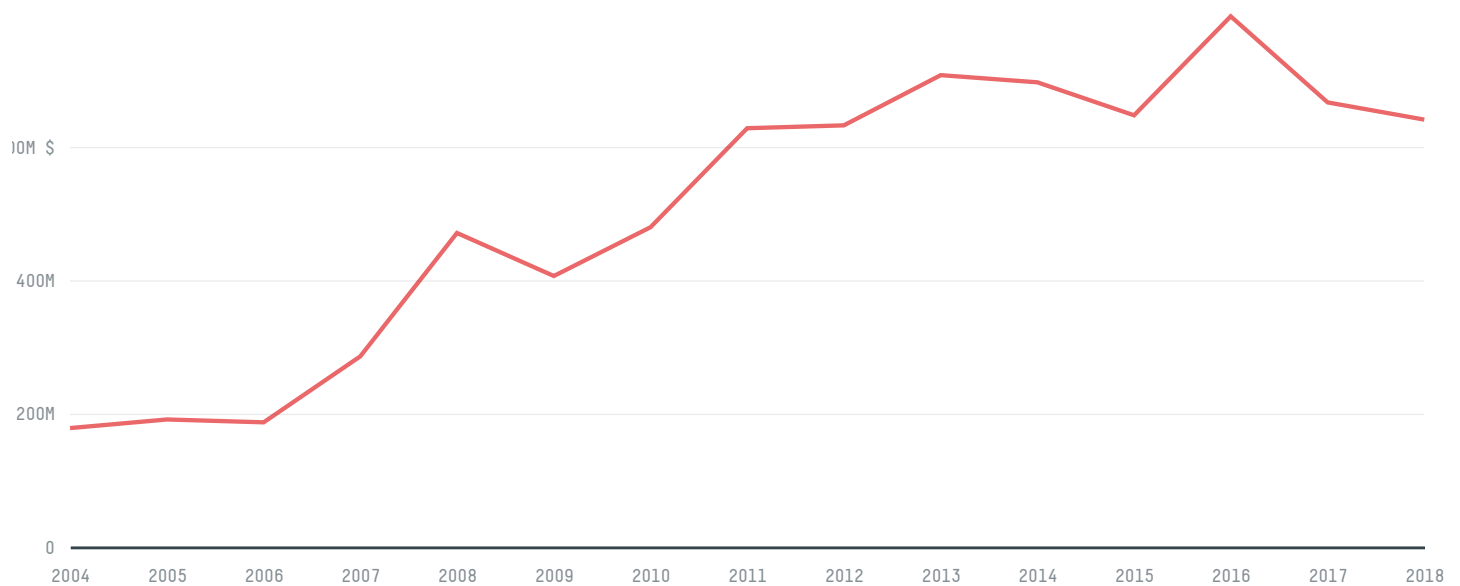
AGRICULTURAL LAND AREA	FORESTED LAND AREA
<b>14,360</b>	<b>20</b>

OMAN is the world's 69th largest country by area, 124th largest by population size and is the world's 72nd largest economy (by GDP). Forests make up 0% of its area, and agriculture 5%. It's placement in the Human Development Index is 0.834. OMAN is a signatory to NYDF ENDORSER and ADP SIGNATORY.

## TOP IMPORTS IN 2016

COMMODITY	WORLD IMPORT RANKING	PRODUCTION	IMPORTS	VALUE
SUGARCANE	89	1,187	703,495,676	55,279,556
CORN	55	6,856	198,382,561.2	82,760,020
PALM OIL	35	-	167,310,473.3	314,649,333
CHICKEN	31	6,436	113,724,765.7	176,539,466
SOY	75	0	90,365,209.5	40,076,196
BEEF	58	14,166	23,570,337	98,540,824
COTTON	52	0	5,434,998	1,888,895
COFFEE	79	0	5,364,370	16,982,325
SHRIMP	52	70	1,376,092	7,148,672
COCOA	94	0	224,953	675,305
PORK	124	0	179,798.8	577,963

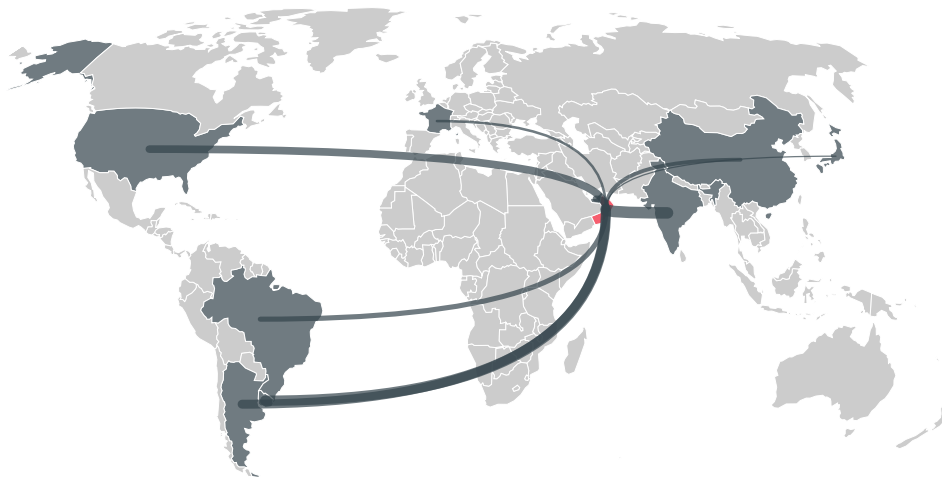
## IMPORT TRAJECTORY OF OMAN



## TOP EXPORT TRADERS OF COTTON IN OMAN IN 2016



## TOP EXPORT COUNTRIES OF COTTON TO OMAN IN 2016




Country	Percentage
INDIA	52.2%
URUGUAY	29.7%
ARGENTINA	10.1%
UNITED STATES	6.6%
UNITED ARAB EMIRATES	1.2%
BRAZIL	0.1%
CHINA (MAINLAND)	< 0.1%
FRANCE	< 0.1%
JAPAN	< 0.1%


No data in selection for Brazil


Trase is a partnership between

 Stockholm Environment Institute

 Global Canopy Programme

In collaboration with

 vizzuality

 The European Forest Institute

and many other organizations and individuals.

Donors

 The Global Environment Facility

 WWF

 Europe

 Gordon and Betty Moore Foundation

 The Nature Conservancy

 Department for International Development

 Formas

 Norway's International Climate and Forest Initiative (NICFI)

[Terms of Use](#) · [Privacy policy](#) · [Cookie policy](#) · [Contact us](#)