



trase

CHINA (HONG KONG) (importer)

ACTIVITY	COMMODITY	YEAR
Importer	Cotton	2016

POPULATION	GDP	SURFACE AREA
7,336,600	320,837,638,328.8	1,110

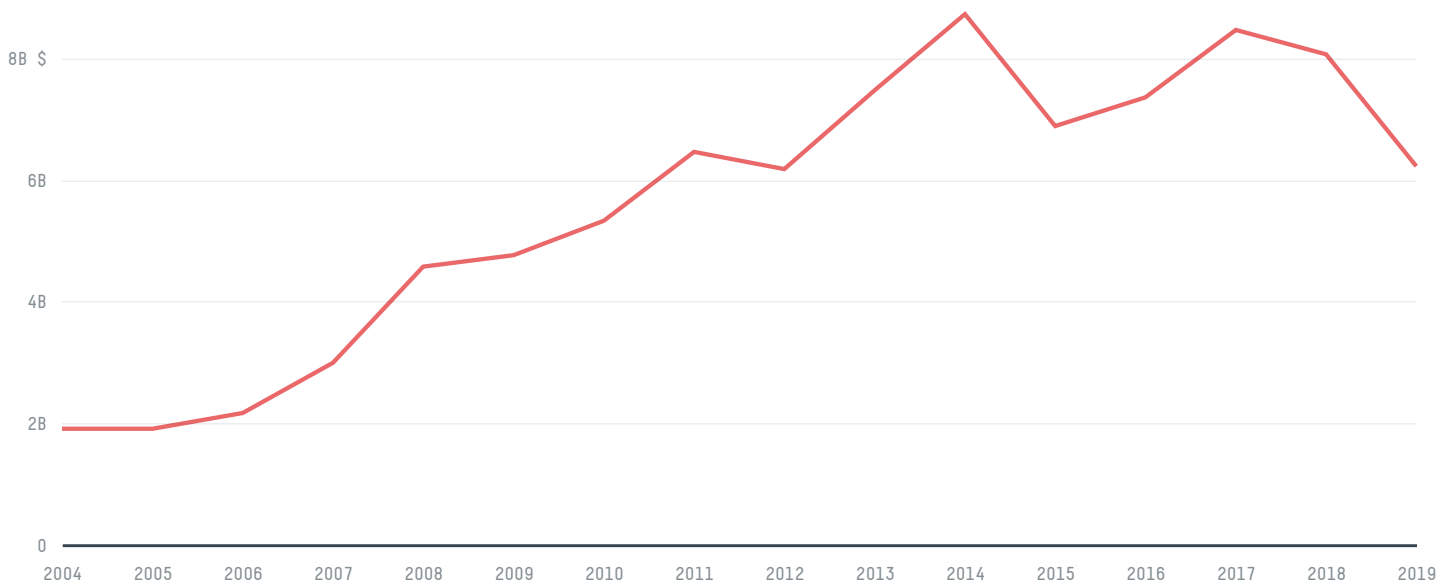
AGRICULTURAL LAND AREA
50

CHINA (HONG KONG) is the world's 175th largest country by area, 101st largest by population size and is the world's 32nd largest economy (by GDP). Agriculture makes up 5% of its area. It's placement in the Human Development Index is 0.931. CHINA (HONG KONG) is a signatory to NYDF ENDORSER and ADP SIGNATORY.


TOP IMPORTS IN 2016

COMMODITY	WORLD IMPORT RANKING	PRODUCTION	IMPORTS	VALUE
SUGARCANE	66	0	1,342,807,250.1	100,817,554
PORK	5	118,713	984,772,774.3	2,527,245,511
CHICKEN	5	23,746	905,809,663.2	1,460,705,650
BEEF	3	6,600	824,085,579.2	2,662,160,548
COFFEE	30	0	61,805,538	253,225,726
SOY	82	0	57,556,194.6	37,514,500
SHRIMP	10	0	38,214,183	286,845,956
CORN	96	0	36,377,922.1	20,491,993
PALM OIL	91	-	10,700,949.9	8,263,604
COCOA	87	0	393,057	1,927,141
WOOD PULP	69	-	368,623	278,677
COTTON	114	0	103,057.7	250,198

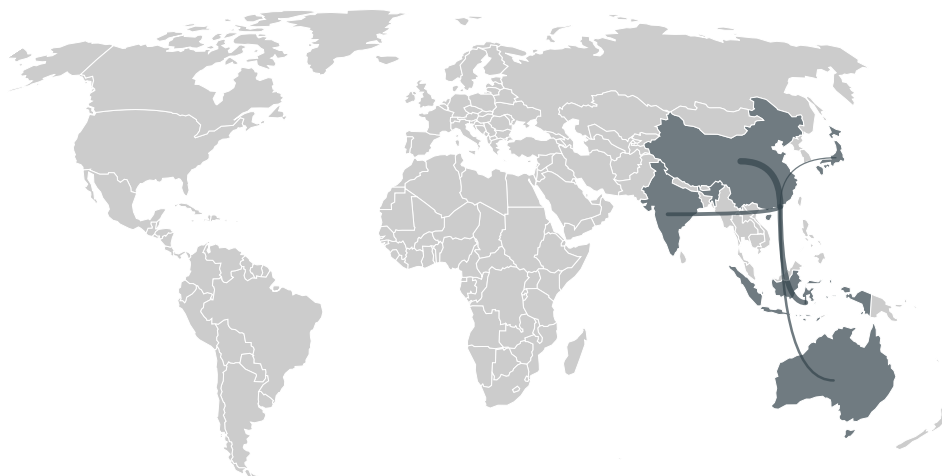
IMPORT TRAJECTORY OF CHINA (HONG KONG)



TOP EXPORT TRADERS OF COTTON IN CHINA (HONG KONG) IN 2016



TOP EXPORT COUNTRIES OF COTTON TO CHINA (HONG KONG) IN 2016



CHINA (MAINLAND)
40.1%

INDONESIA 31.3%

INDIA 12%

AUSTRALIA 8.6%

JAPAN 8%

Trase is a partnership between

 Stockholm Environment Institute

 Global Canopy Programme

In collaboration with

 vizzuality

 The European Forest Institute

and many other organizations and individuals.

Donors

 The Global Environment Facility

 WWF

 Europe

 Gordon and Betty Moore Foundation

 The Nature Conservancy

 Department for International Development

 Formas

 Norway's International Climate and Forest Initiative (NICFI)

[Terms of Use](#) · [Privacy policy](#) · [Cookie policy](#) · [Contact us](#)