



# trase

## BELIZE (importer)

ACTIVITY                      COMMODITY                      YEAR  
**Importer**                      **Corn**                      **2016**

POPULATION    GDP                      LAND AREA    AGRICULTURAL LAND AREA  
**368,400**    **1,775,100,000**    **22,810**    **1,600**

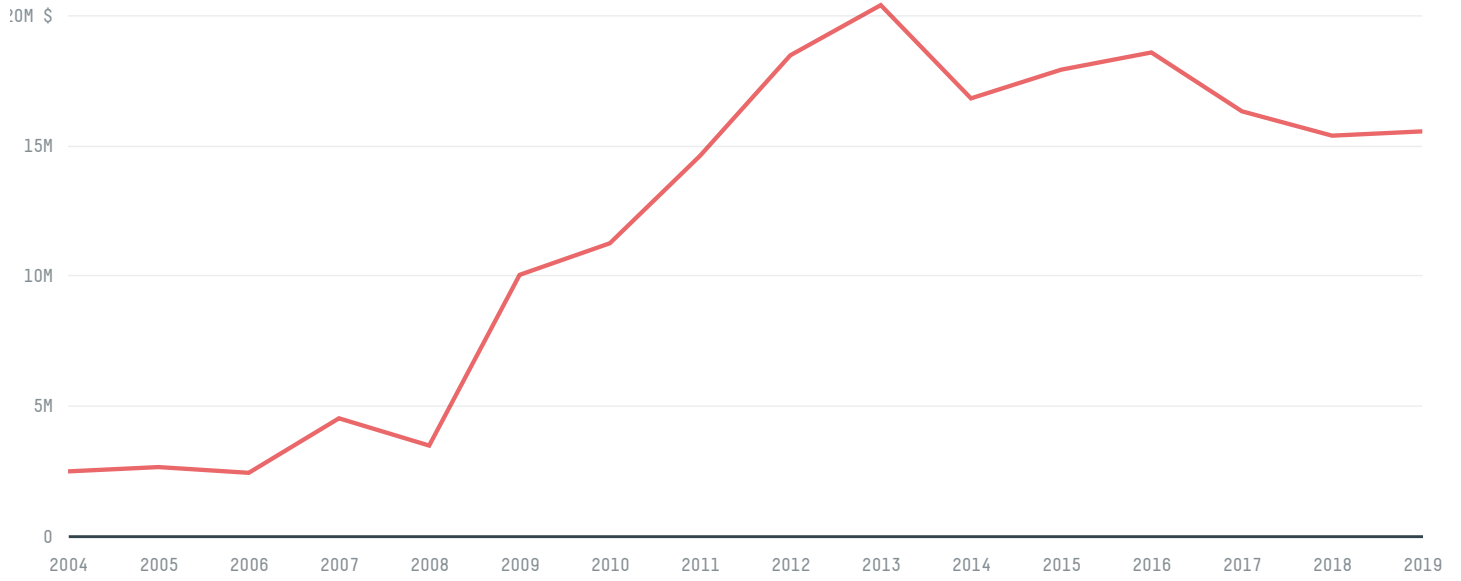
FORESTED LAND AREA  
**13,612.8**

BELIZE is the world's 146th largest country by land mass, 173rd largest by population size and is the world's 177th largest economy (by GDP). Forests make up 60% of its land mass and agricultural areas, 7%. It's placement in the Human Development Index is 0.722. BELIZE is a signatory to NYDF ENDORSER and ADP SIGNATORY.

### TOP IMPORTS IN 2016

COMMODITY	WORLD IMPORT RANKING	PRODUCTION	IMPORTS	VALUE
CORN	128	65,762	4,575,571.4	4,312,179
PORK	51	1,687	3,403,552.1	3,715,637
COFFEE	85	94	2,979,650.5	4,814,308
SOY	79	7,779	2,049,640.4	2,102,171
BEEF	126	1,448	1,324,707.1	1,024,093
PALM OIL	-	-	-	-
CHICKEN	1	18,924	-	551,048

## IMPORT TRAJECTORY OF BELIZE

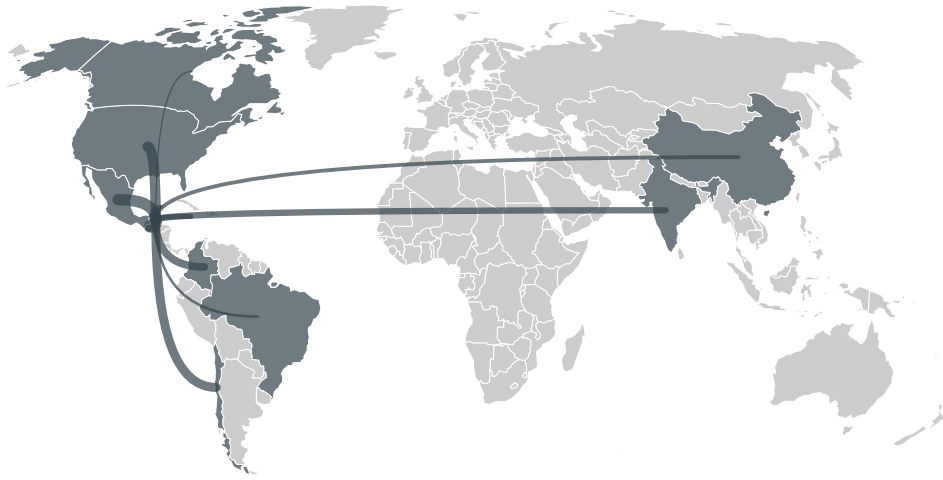


## TOP EXPORT TRADERS OF CORN IN BELIZE IN 2016



## TOP EXPORT COUNTRIES OF CORN TO BELIZE IN 2016

GUATEMALA	54.7%
MEXICO	22.6%
UNITED STATES	20.7%
CHILE	1.1%
COLOMBIA	0.5%
INDIA	0.2%
JAMAICA	< 0.1%
CHINA (MAINLAND)	< 0.1%
BRAZIL	< 0.1%
CANADA	< 0.1%




Trase is a partnership between

In collaboration with

Donors

 Stockholm Environment Institute

 vizzuality

 The Global Environment Facility

 WWF

 Europe

This website uses cookies to provide you with an improved user experience. By continuing to browse this site, you consent to the use of cookies and similar technologies. Please visit our [privacy policy](#) for further details.

I AGREE

and many other organizations and individuals.

 Department for International Development

 Formas

 Norway's International Climate and Forest Initiative (NICFI)

[Terms of Use](#) · [Privacy policy](#) · [Cookie policy](#) · [Contact us](#)