



trase

MOROCCO (importer)

ACTIVITY	COMMODITY	YEAR
Importer	Corn	2017

POPULATION	GDP	SURFACE AREA
35,581,294	109,682,728,023.1	446,550

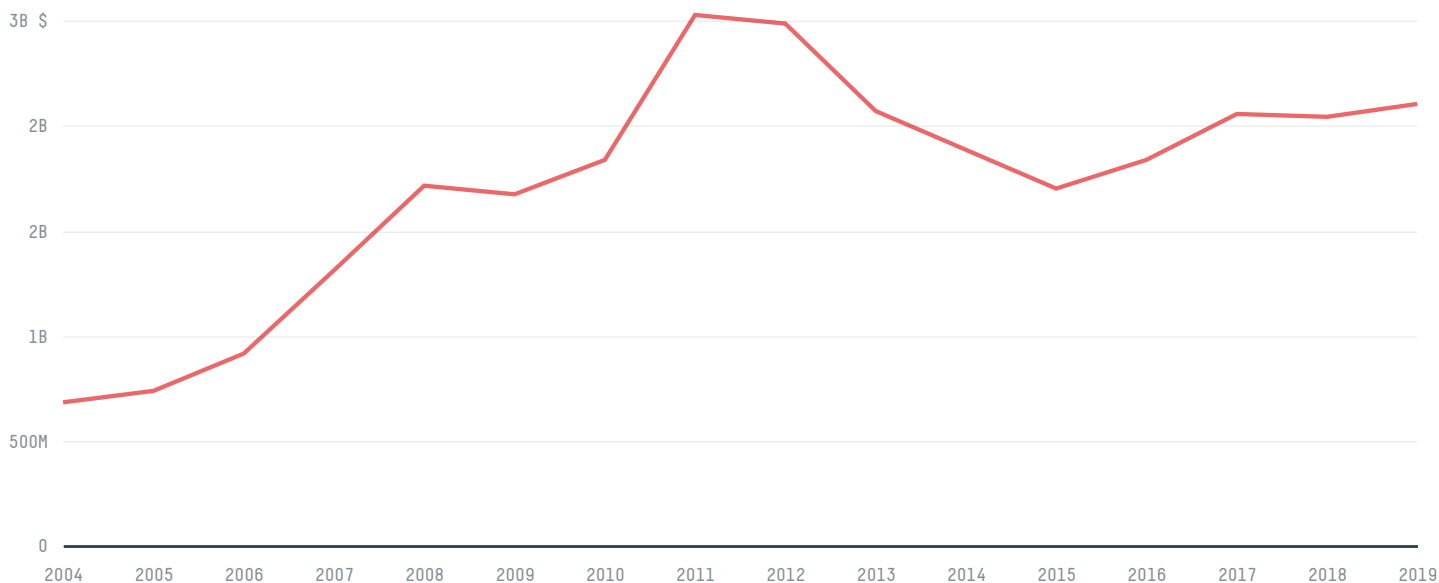
AGRICULTURAL LAND AREA	FORESTED LAND AREA
305,915	56,240

MOROCCO is the world's 56th largest country by area, 40th largest by population size and is the world's 60th largest economy (by GDP). Forests make up 13% of its area, and agriculture 69%. It's placement in the Human Development Index is 0.675. MOROCCO is a signatory to NYDF ENDORSER and ADP SIGNATORY.

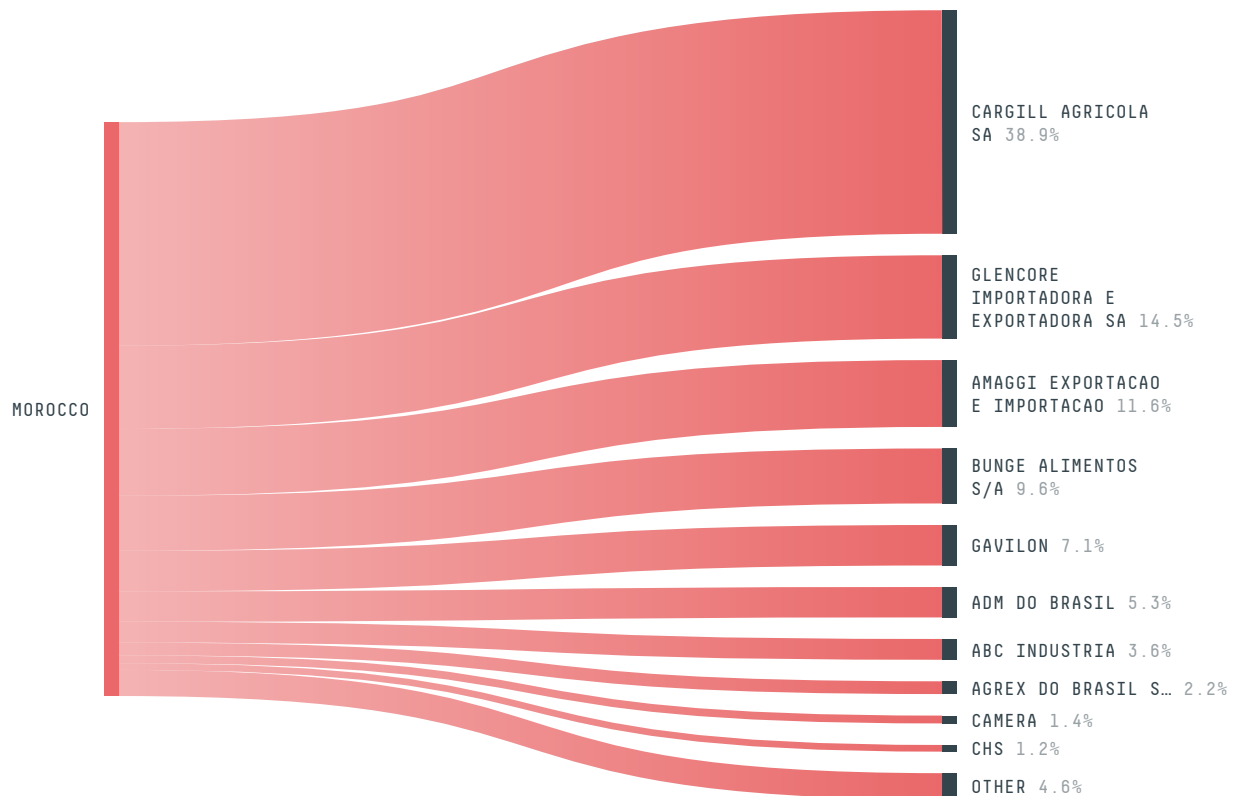
TOP IMPORTS IN 2017

COMMODITY	WORLD IMPORT RANKING	PRODUCTION	IMPORTS	VALUE
SUGARCANE	18	553,115	8,866,187,915.3	510,945,438
CORN	14	122,399	2,405,378,183.8	476,277,947
SOY	31	1,000	1,102,863,852.4	617,811,827
PALM OIL	59	-	54,691,275.8	42,594,149
COFFEE	39	0	41,695,486.5	113,098,144
BEEF	57	260,700	24,307,364.8	152,444,896
SHRIMP	20	0	22,852,107	68,570,248
COTTON	36	216	13,724,869	19,271,019
COCOA	54	0	7,041,002	19,385,958
PALM KERNEL	34	-	7,028,024	9,880,115
CHICKEN	111	690,000	3,684,572.3	26,730,581
WOOD PULP	54	-	3,172,723	2,251,725
PORK	121	637	260,104.1	1,137,635

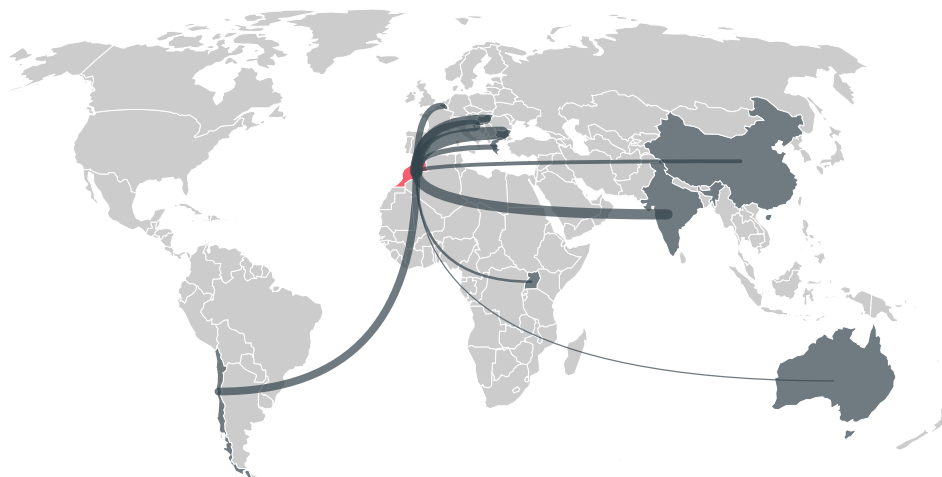
IMPORT TRAJECTORY OF MOROCCO



TOP EXPORT TRADERS OF CORN IN MOROCCO IN 2017



TOP EXPORT COUNTRIES OF CORN TO MOROCCO IN 2017



BULGARIA	51.4%
CROATIA	19.5%
INDIA	15.7%
HUNGARY	12%
CHILE	0.6%
BELGIUM	0.5%
GREECE	0.1%
CHINA (MAINLAND)	0.1%
UGANDA	< 0.1%
AUSTRALIA	< 0.1%

Trase is a partnership between

 Stockholm Environment Institute

 Global Canopy Programme

In collaboration with

 vizzuality

 The European Forest Institute

and many other organizations and individuals.

Donors

 The Global Environment Facility

 WWF

 Europe

 Gordon and Betty Moore Foundation

 The Nature Conservancy

 Department for International Development

 Formas

 Norway's International Climate and Forest Initiative (NICFI)

[Terms of Use](#) · [Privacy policy](#) · [Cookie policy](#) · [Contact us](#)