



# trase

## Libya (importer)

ACTIVITY                      COMMODITY                      YEAR  
**Importer**                      **Corn**                      **2015**

POPULATION                      GDP                      LAND AREA  
**6,418,315**                      **27,842,131,479.9**                      **1,759,540**

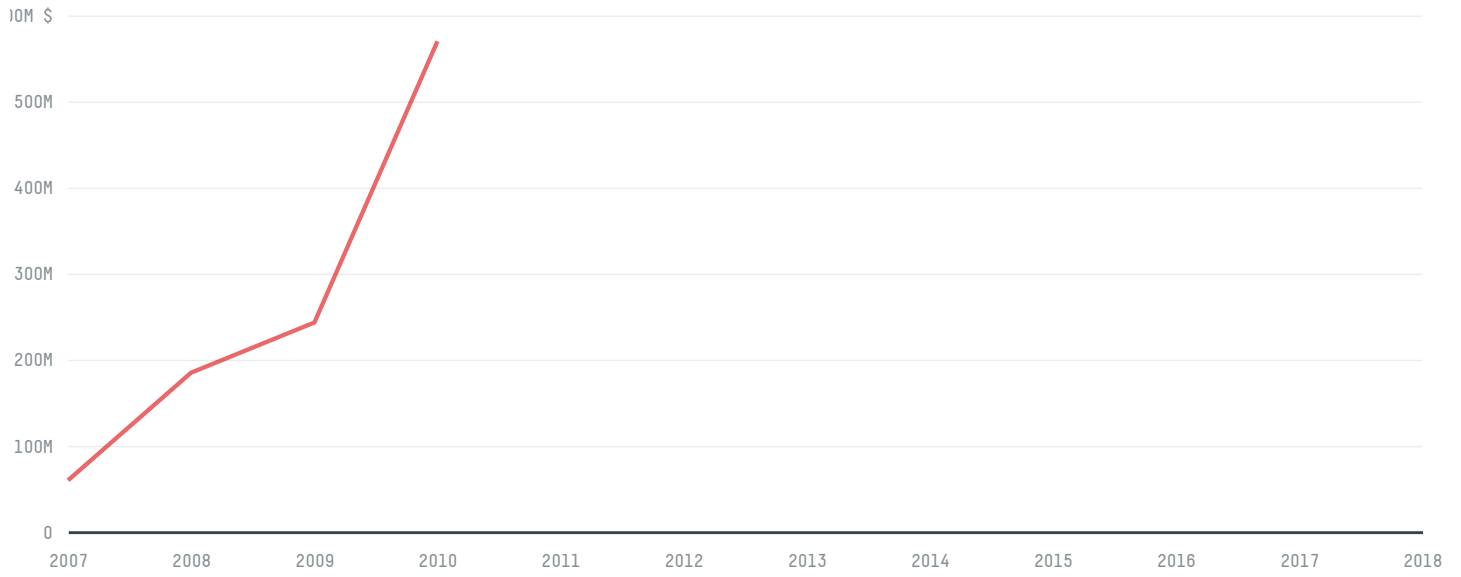
AGRICULTURAL LAND AREA                      FORESTED LAND AREA  
**153,500**                      **2,170**

LIBYA is the world's 15th largest country by land mass, 108th largest by population size and is the world's 100th largest economy (by GDP). Forests make up 0% of its land mass and agricultural areas, 9%. It's placement in the Human Development Index is 0.691. LIBYA is a signatory to NYDF ENDORSER and ADP SIGNATORY.

### TOP IMPORTS IN 2015

COMMODITY	WORLD IMPORT RANKING	PRODUCTION	IMPORTS	VALUE
SOY	-	0	-	-
PALM OIL	-	-	-	-
BEEF	-	9,180	-	-
COFFEE	-	0	-	-
CHICKEN	-	120,706	-	-
CORN	-	3,627	-	-
SUGARCANE	-	0	-	-
PORK	-	0	-	-

## IMPORT TRAJECTORY OF LIBYA

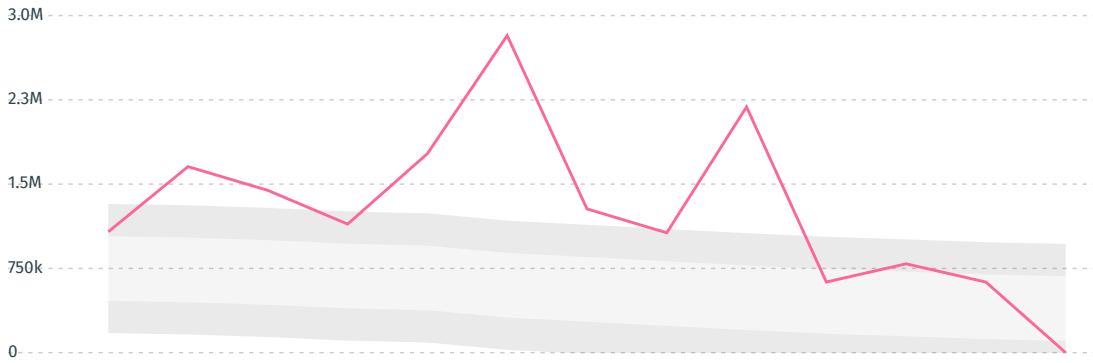


## TOP EXPORT TRADERS OF CORN IN LIBYA IN 2015



DEFORESTATION ALERTS IN BRAZIL

There were **0** GLAD alerts reported in the week of the **11th of January 2021**. This was **low** compared to the same week in previous years.



Caution: GLAD alerts from the last six months are preliminary. Revisions are made as unconfirmed alerts are removed from the data and alert totals are finalized six months after posting. Source: **Global Forest Watch**

Trase is a partnership between




In collaboration with



and many other organizations and individuals.

Donors



[Terms of Use](#) · [Privacy policy](#) · [Cookie policy](#) · [Contact us](#)