



trase

KUWAIT (importer)

ACTIVITY	COMMODITY	YEAR
Importer	Corn	2017

POPULATION	GDP	SURFACE AREA
4,056,099	120,707,220,573.7	17,820

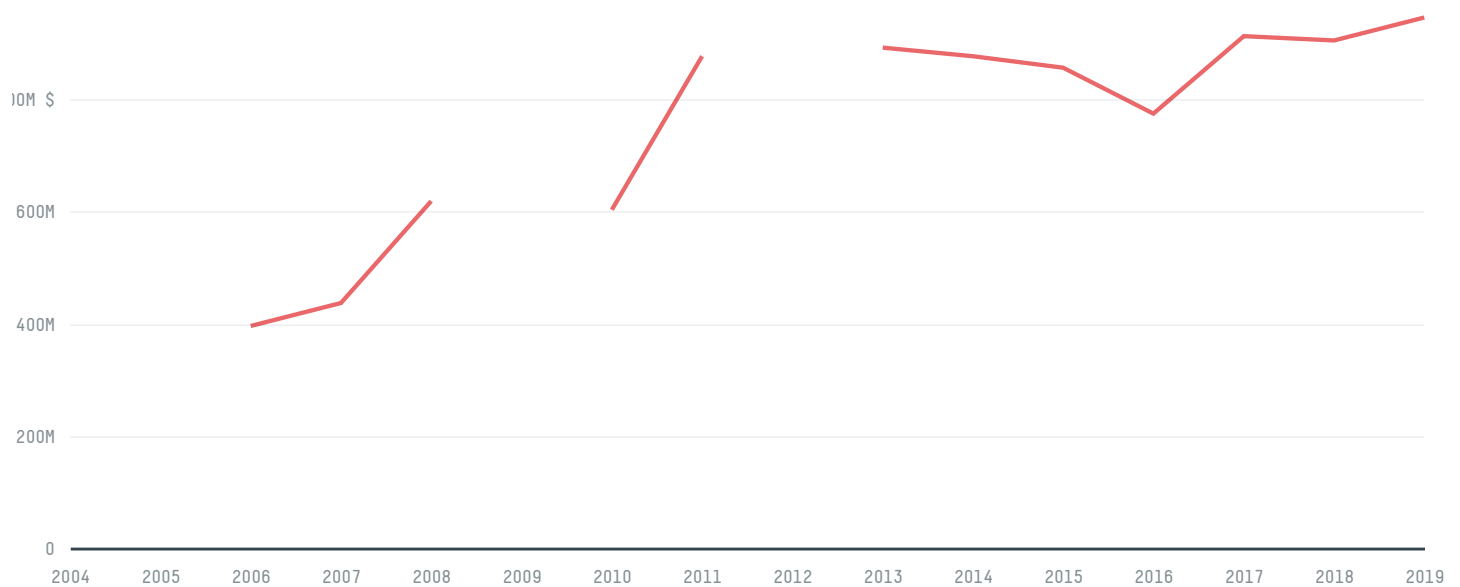
AGRICULTURAL LAND AREA	FORESTED LAND AREA
1,500	62.5

KUWAIT is the world's 152nd largest country by area, 129th largest by population size and is the world's 58th largest economy (by GDP). Forests make up 0% of its area, and agriculture 8%. It's placement in the Human Development Index is 0.809. KUWAIT is a signatory to NYDF ENDORSER and ADP SIGNATORY.


TOP IMPORTS IN 2017

COMMODITY	WORLD IMPORT RANKING	PRODUCTION	IMPORTS	VALUE
SUGARCANE	71	0	1,022,590,463.6	79,227,158
CORN	51	3,838	263,429,000.5	141,666,674
CHICKEN	25	55,755	134,523,104	286,382,902
SOY	78	0	92,573,824.8	38,886,112
BEEF	41	2,151	47,072,865	202,581,401
PALM OIL	70	-	35,028,958.4	29,296,883
COFFEE	64	0	13,461,003	77,989,492
SHRIMP	33	0	5,327,392	50,403,664
COCOA	85	0	672,185	3,462,715
PORK	-	0	-	-

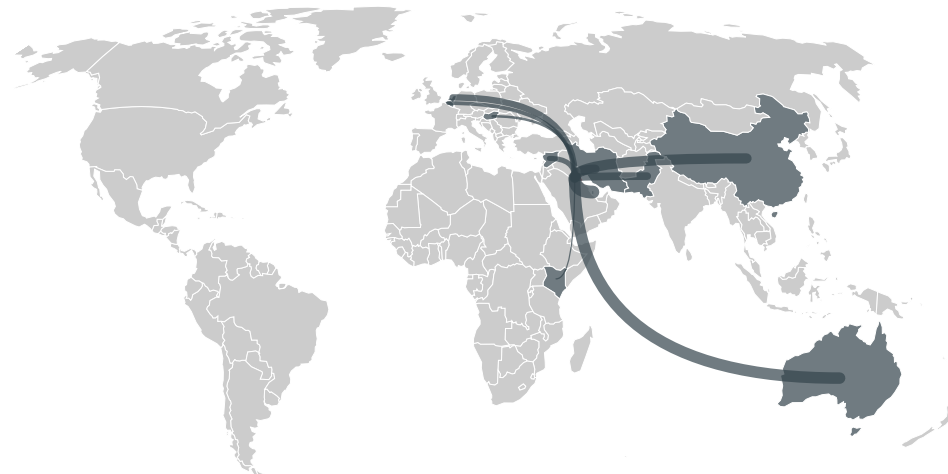
IMPORT TRAJECTORY OF KUWAIT



TOP EXPORT TRADERS OF CORN IN KUWAIT IN 2017



TOP EXPORT COUNTRIES OF CORN TO KUWAIT IN 2017



QATAR 24.6%

AUSTRALIA 23.7%

CHINA (MAINLAND) 15.9%

IRAN 15.8%

PAKISTAN 5.1%

NETHERLANDS 5.1%

SYRIA 4%

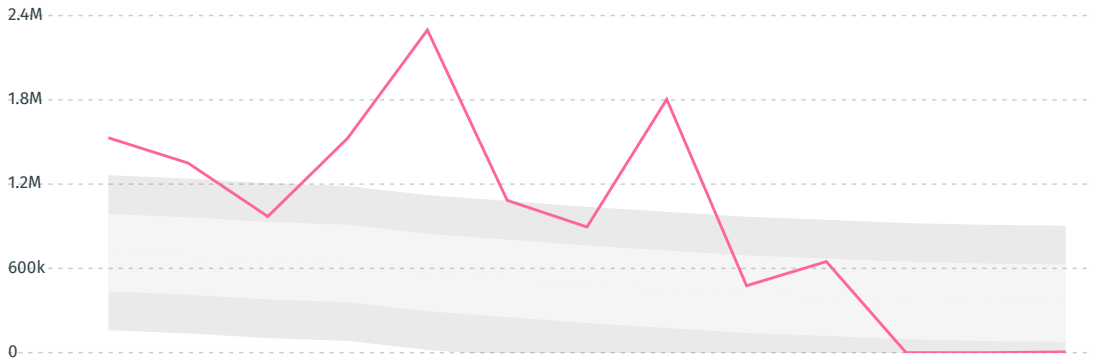
BELGIUM 3.1%

HUNGARY 1.9%

KENYA 0.8%

DEFORESTATION ALERTS IN BRAZIL

There were **5,494** GLAD alerts reported in the week of the **18th of January 2021**. This was **low** compared to the same week in previous years.



Caution: GLAD alerts from the last six months are preliminary. Revisions are made as unconfirmed alerts are removed from the data and alert totals are finalized six months after posting. Source: **Global Forest Watch**

Trase is a partnership between



In collaboration with



and many other organizations and individuals.

Donors



[Terms of Use](#) · [Privacy policy](#) · [Cookie policy](#) · [Contact us](#)