



trase

JORDAN (importer)

ACTIVITY	COMMODITY	YEAR
Importer	Corn	2017

POPULATION	GDP	SURFACE AREA
9,779,173	41,408,960,786.8	89,320

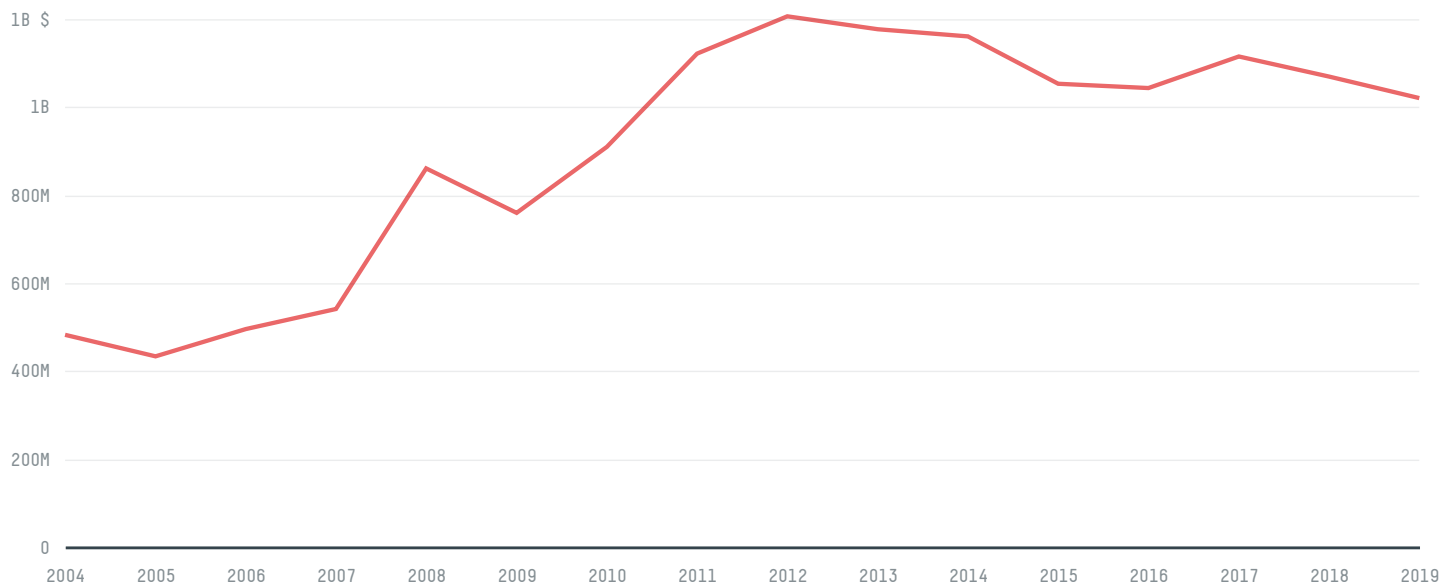
AGRICULTURAL LAND AREA	FORESTED LAND AREA
10,659.6	975

JORDAN is the world's 109th largest country by area, 91st largest by population size and is the world's 89th largest economy (by GDP). Forests make up 1% of its area, and agriculture 12%. It's placement in the Human Development Index is 0.722. JORDAN is a signatory to NYDF ENDORSER and ADP SIGNATORY.

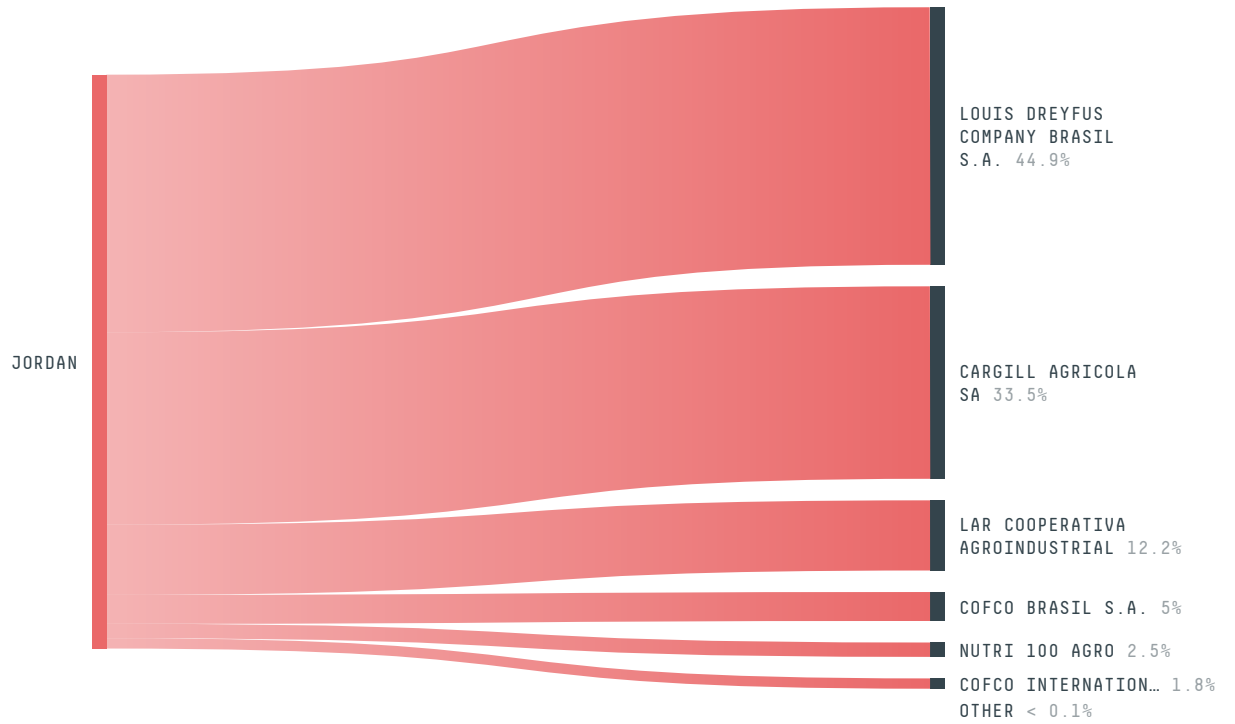
TOP IMPORTS IN 2017

COMMODITY	WORLD IMPORT RANKING	PRODUCTION	IMPORTS	VALUE
SUGARCANE	44	0	2,604,575,458.1	196,106,998
CORN	28	22,044	986,279,124.7	232,685,085
SOY	46	0	468,386,554.9	179,448,258
PALM OIL	51	-	93,798,884.2	36,037,376
CHICKEN	49	192,484	55,298,845	93,847,517
BEEF	37	28,420	53,081,145.6	217,134,609
WOOD PULP	24	-	39,519,849	24,661,192
COFFEE	44	0	34,890,693	116,169,856
COCOA	64	0	3,110,191	10,313,832
SHRIMP	67	0	593,679	5,933,200
PORK	134	0	134,682.9	721,371

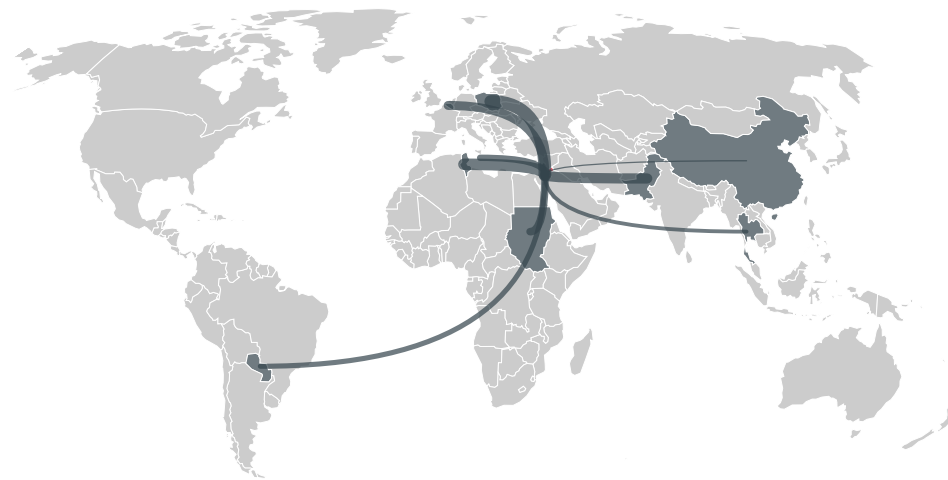
IMPORT TRAJECTORY OF JORDAN



TOP EXPORT TRADERS OF CORN IN JORDAN IN 2017



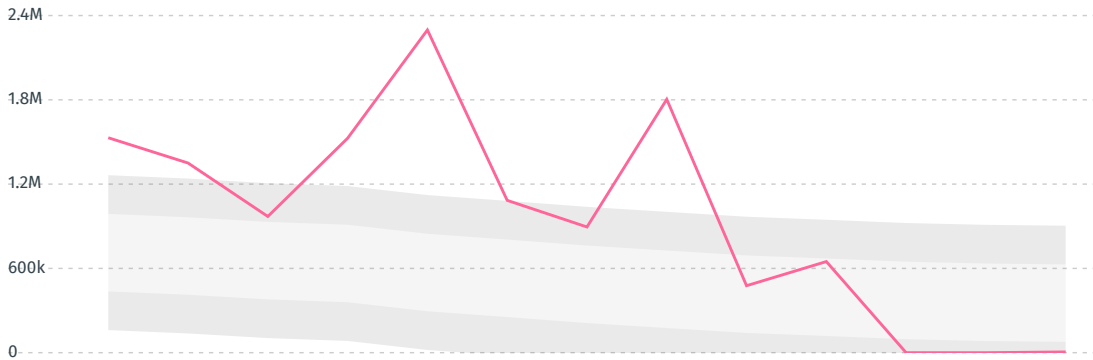
TOP EXPORT COUNTRIES OF CORN TO JORDAN IN 2017



POLAND	35.6%
TUNISIA	24.4%
PAKISTAN	14.6%
BELGIUM	13.6%
SUDAN	5.2%
MALTA	4.1%
PARAGUAY	1%
THAILAND	0.9%
LEBANON	0.6%
CHINA (MAINLAND)	< 0.1%

DEFORESTATION ALERTS IN BRAZIL

There were **5,494** GLAD alerts reported in the week of the **18th of January 2021**. This was **low** compared to the same week in previous years.



Caution: GLAD alerts from the last six months are preliminary. Revisions are made as unconfirmed alerts are removed from the data and alert totals are finalized six months after posting. Source: **Global Forest Watch**

Trase is a partnership between



In collaboration with



and many other organizations and individuals.

Donors



[Terms of Use](#) · [Privacy policy](#) · [Cookie policy](#) · [Contact us](#)