



trase

ITALY (importer)

ACTIVITY	COMMODITY	YEAR
Importer	Corn	2017

POPULATION	GDP	SURFACE AREA
60,536,709	1,961,796,197,354.4	301,340

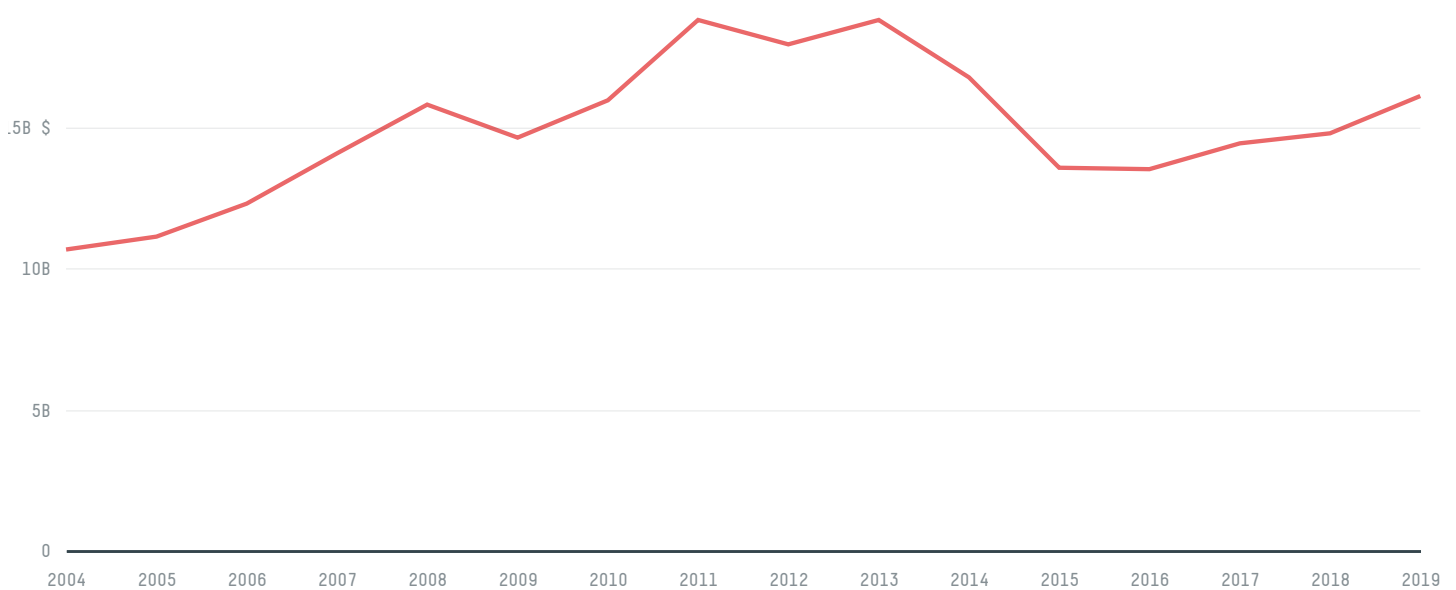
AGRICULTURAL LAND AREA	FORESTED LAND AREA
127,170	93,508

ITALY is the world's 70th largest country by area, 23rd largest by population size and is the world's 9th largest economy (by GDP). Forests make up 31% of its area, and agriculture 42%. It's placement in the Human Development Index is 0.881. ITALY is a signatory to NYDF ENDORSER and ADP SIGNATORY.

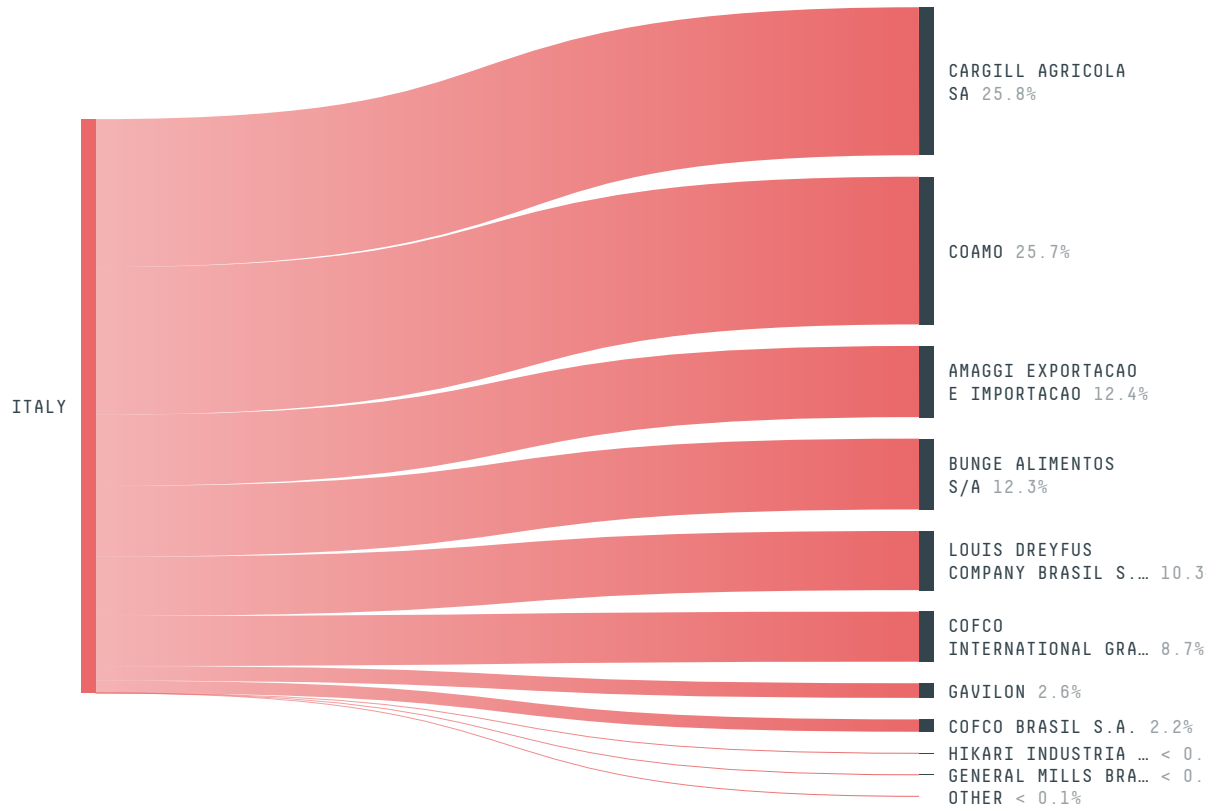
TOP IMPORTS IN 2017

COMMODITY	WORLD IMPORT RANKING	PRODUCTION	IMPORTS	VALUE
SUGARCANE	12	0	15,499,027,923.6	1,036,461,624
CORN	5	6,048,499	5,522,790,135.9	1,149,767,908
SOY	9	1,019,781	3,681,554,768.3	1,396,826,635
PALM OIL	6	-	1,528,667,373.3	1,103,280,884
PORK	4	1,466,949	1,046,178,833.7	2,591,161,166
COFFEE	3	0	599,624,028.8	1,866,229,385
BEEF	10	739,830	477,510,981.9	3,650,820,259
COCOA	10	0	199,782,118	678,967,124
WOOD PULP	9	-	174,983,583	91,018,781
COTTON	10	0	147,930,390.3	110,134,094
CHICKEN	38	1,006,677	87,989,863.9	193,789,437
SHRIMP	7	6	64,765,056	512,742,186
PALM KERNEL	12	-	48,108,542	71,126,295

IMPORT TRAJECTORY OF ITALY



TOP EXPORT TRADERS OF CORN IN ITALY IN 2017

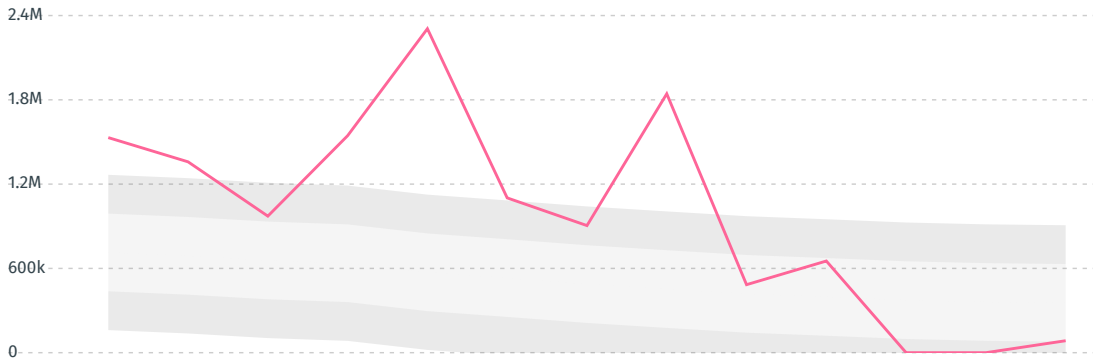


TOP EXPORT COUNTRIES OF CORN TO ITALY IN 2017



DEFORESTATION ALERTS IN BRAZIL

There were **85,218** GLAD alerts reported in the week of the **18th of January 2021**. This was **normal** compared to the same week in previous years.



Caution: GLAD alerts from the last six months are preliminary. Revisions are made as unconfirmed alerts are removed from the data and alert totals are finalized six months after posting. Source: **Global Forest Watch**

Trase is a partnership between



In collaboration with



and many other organizations and individuals.

Donors



[Terms of Use](#) · [Privacy policy](#) · [Cookie policy](#) · [Contact us](#)