



trase

INDONESIA (importer)

ACTIVITY	COMMODITY	YEAR
Importer	Corn	2017

POPULATION	GDP	SURFACE AREA
264,645,886	1,015,618,742,565.8	1,913,580

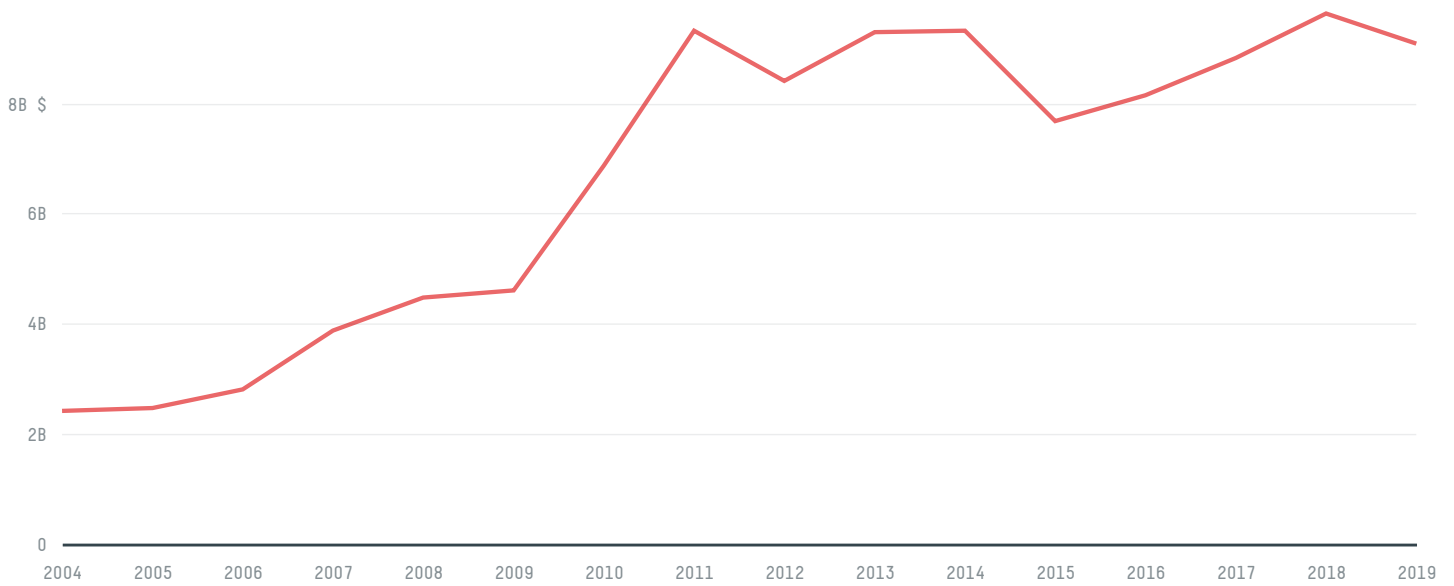
AGRICULTURAL LAND AREA	FORESTED LAND AREA
570,000	903,256

INDONESIA is the world's 14th largest country by area, 4th largest by population size and is the world's 16th largest economy (by GDP). Forests make up 47% of its area, and agriculture 30%. It's placement in the Human Development Index is 0.704. INDONESIA is a signatory to NYDF ENDORSER and ADP SIGNATORY.

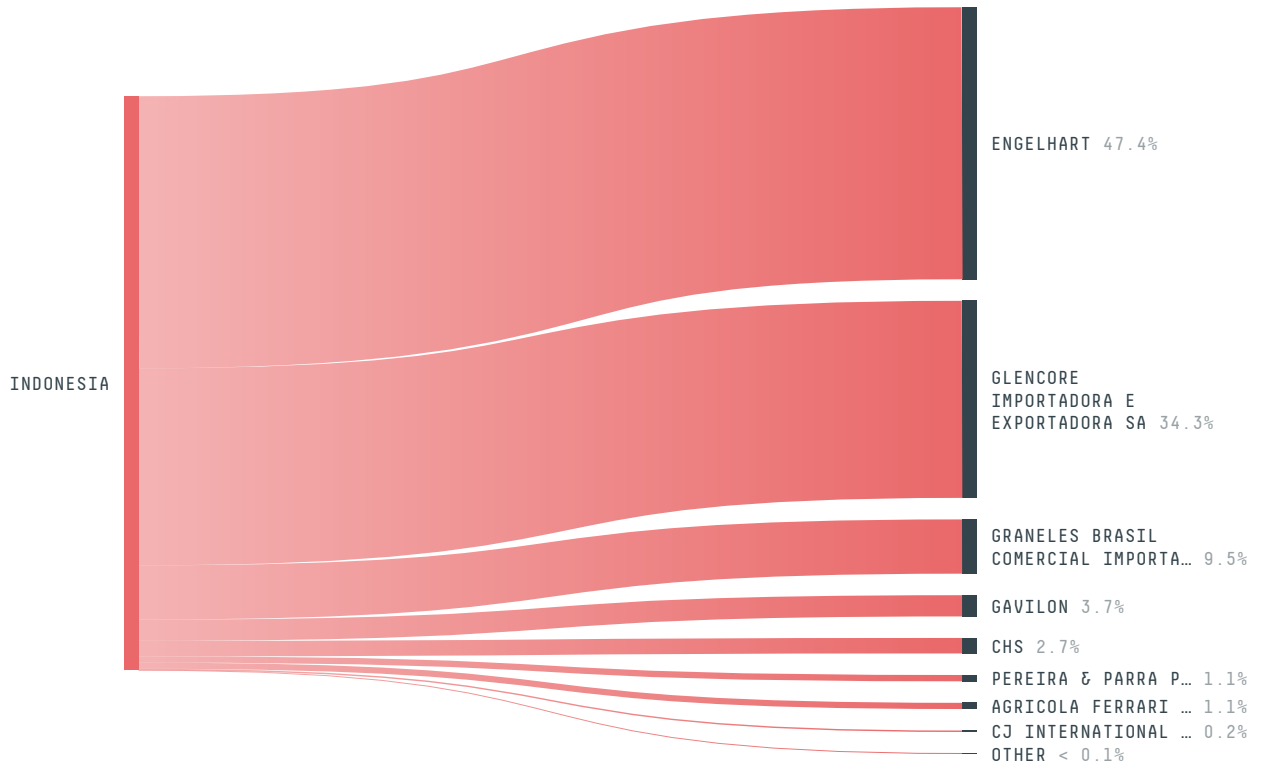
TOP IMPORTS IN 2017

COMMODITY	WORLD IMPORT RANKING	PRODUCTION	IMPORTS	VALUE
SUGARCANE	2	21,909,790	34,124,246,093.3	2,078,354,271
SOY	2	538,729	7,139,822,860.9	2,798,845,857
WOOD PULP	4	-	771,963,674	609,960,474
COTTON	4	519	731,102,607.3	1,325,204,825
CORN	33	28,924,015	712,384,156.2	178,162,106
COCOA	7	659,776	252,622,966	557,941,177
COFFEE	46	668,677	34,355,289	131,986,732
PALM OIL	116	-	2,650,320.8	1,812,284
SHRIMP	48	918,288	1,754,999	17,321,094
CHICKEN	157	2,258,239	18,177.9	24,101,858

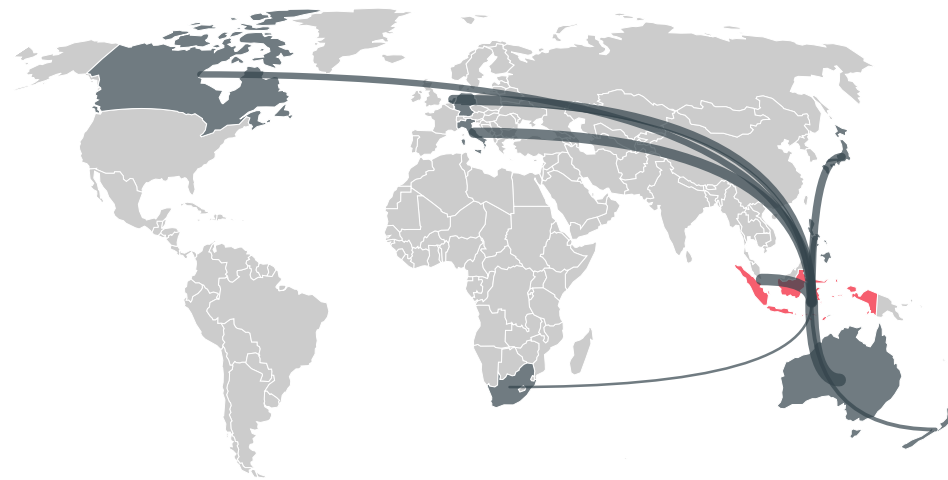
IMPORT TRAJECTORY OF INDONESIA



TOP EXPORT TRADERS OF CORN IN INDONESIA IN 2017




TOP EXPORT COUNTRIES OF CORN TO INDONESIA IN 2017




AUSTRALIA	33.6%
SINGAPORE	30.4%
ITALY	18.5%
NETHERLANDS	11.3%
JAPAN	3%
CANADA	2.9%
PHILIPPINES	0.2%
NEW ZEALAND	< 0.1%
SOUTH AFRICA	< 0.1%
GERMANY	< 0.1%


Trase is a partnership between

 Stockholm Environment Institute

 Global Canopy Programme

In collaboration with

 vizzuality

 The European Forest Institute

and many other organizations and individuals.

Donors

 The Global Environment Facility

 WWF

 Europe

 Gordon and Betty Moore Foundation

 The Nature Conservancy

 Department for International Development

 Formas

 Norway's International Climate and Forest Initiative (NICFI)

[Terms of Use](#) · [Privacy policy](#) · [Cookie policy](#) · [Contact us](#)