



trase

ECUADOR (importer)

ACTIVITY	COMMODITY	YEAR
Importer	Corn	2017

POPULATION	GDP	SURFACE AREA
16,785,361	104,295,862,000	256,370

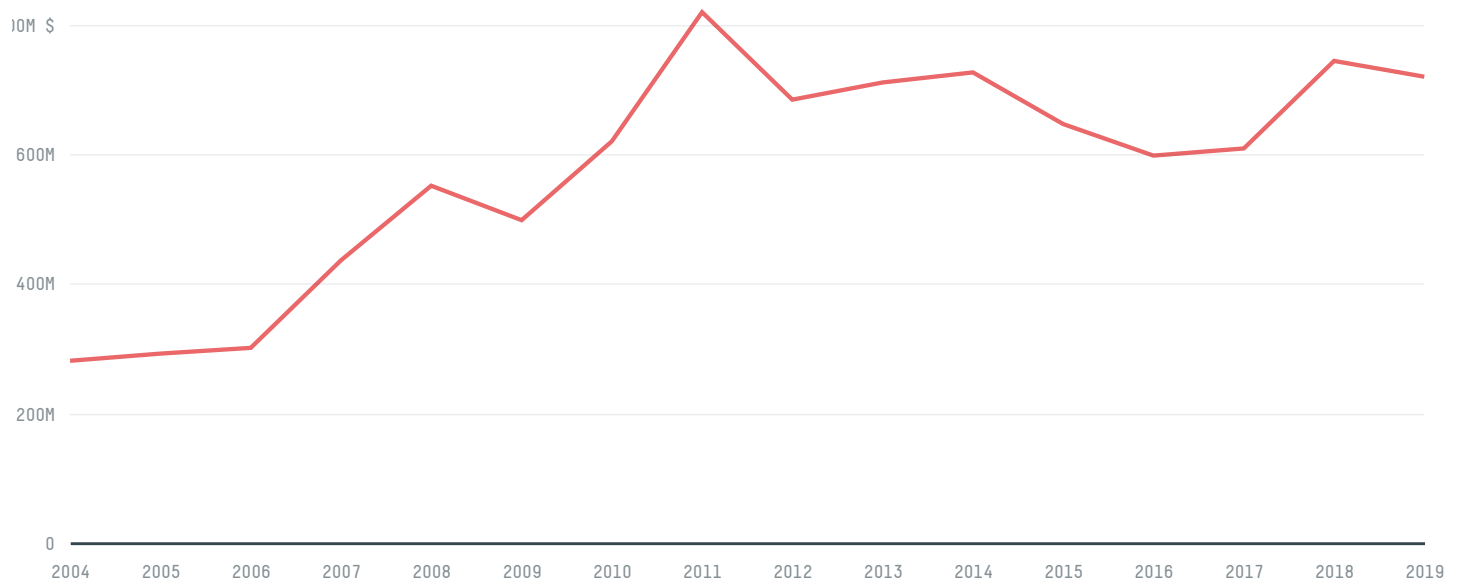
AGRICULTURAL LAND AREA	FORESTED LAND AREA
55,160	124,691.5

ECUADOR is the world's 75th largest country by area, 67th largest by population size and is the world's 61st largest economy (by GDP). Forests make up 49% of its area, and agriculture 22%. It's placement in the Human Development Index is 0.757. ECUADOR is a signatory to NYDF ENDORSER and ADP SIGNATORY.

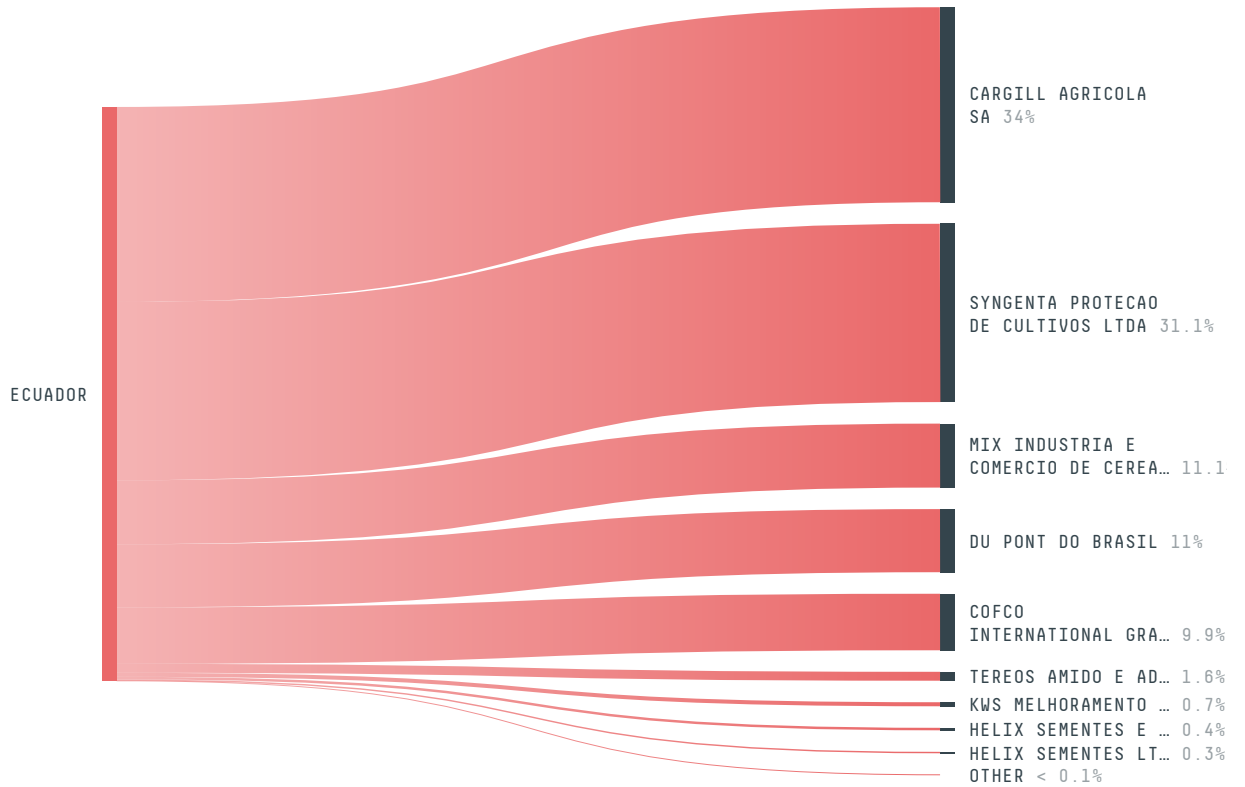
TOP IMPORTS IN 2017

COMMODITY	WORLD IMPORT RANKING	PRODUCTION	IMPORTS	VALUE
SOY	32	35,006	970,704,789.6	423,154,909
SUGARCANE	106	9,030,074	221,020,229.7	54,468,939
CORN	71	1,436,106	104,537,645	53,554,364
COTTON	37	3,660	13,352,454.9	22,817,889
COFFEE	81	7,564	5,304,987.8	22,738,736
BEEF	106	216,496	2,899,151.4	8,804,900
CHICKEN	118	338,000	2,609,884.1	16,999,669
WOOD PULP	56	-	1,731,735	1,249,677
PALM KERNEL	77	-	262,940	329,945
PALM OIL	142	-	126,941.1	212,231
COCOA	113	205,955	101,137	381,634
SHRIMP	140	440,000	39	359

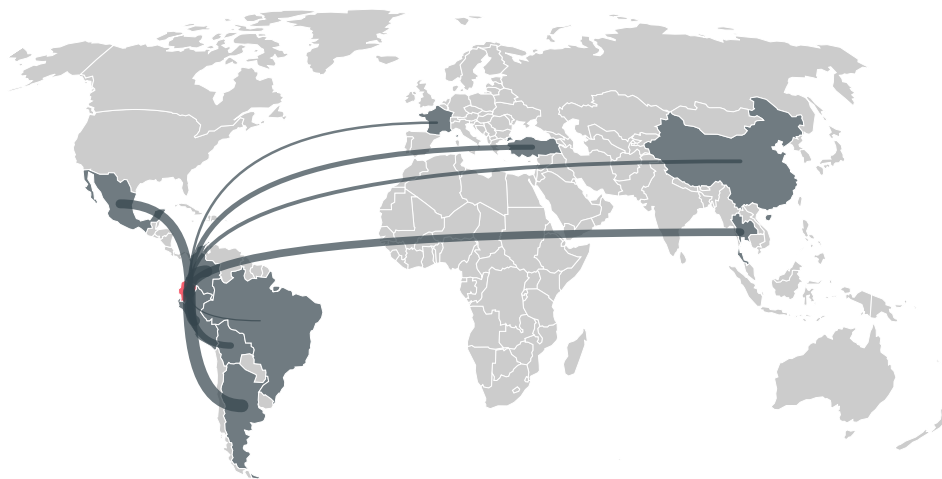
IMPORT TRAJECTORY OF ECUADOR



TOP EXPORT TRADERS OF CORN IN ECUADOR IN 2017



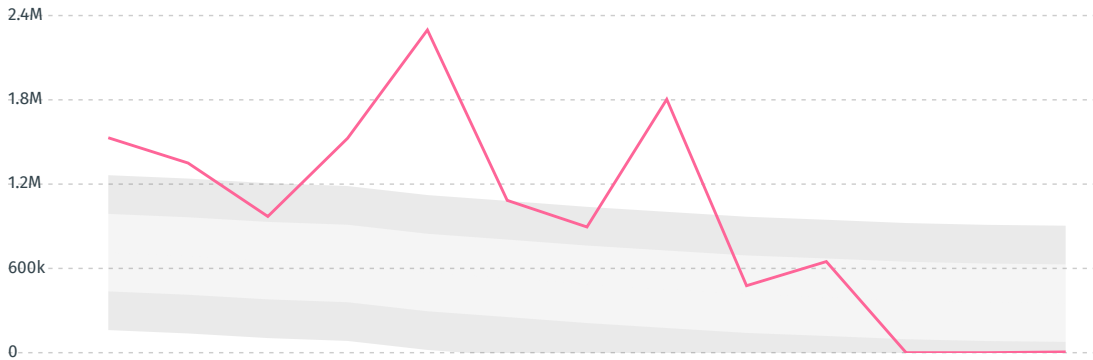
TOP EXPORT COUNTRIES OF CORN TO ECUADOR IN 2017



ARGENTINA	75.6%
COLOMBIA	15.2%
PERU	3.6%
MEXICO	2.3%
THAILAND	1.7%
BOLIVIA	1%
TURKEY	0.6%
CHINA (MAINLAND)	< 0.1%
FRANCE	< 0.1%
BRAZIL	< 0.1%

DEFORESTATION ALERTS IN BRAZIL

There were **5,494** GLAD alerts reported in the week of the **18th of January 2021**. This was **low** compared to the same week in previous years.



Caution: GLAD alerts from the last six months are preliminary. Revisions are made as unconfirmed alerts are removed from the data and alert totals are finalized six months after posting. Source: **Global Forest Watch**

Trase is a partnership between



In collaboration with



and many other organizations and individuals.

Donors



[Terms of Use](#) · [Privacy policy](#) · [Cookie policy](#) · [Contact us](#)