



trase

QATAR (importer)

ACTIVITY	COMMODITY	YEAR
Importer	Coffee	2017

POPULATION	GDP	SURFACE AREA
2,724,724	161,099,122,215.3	11,610

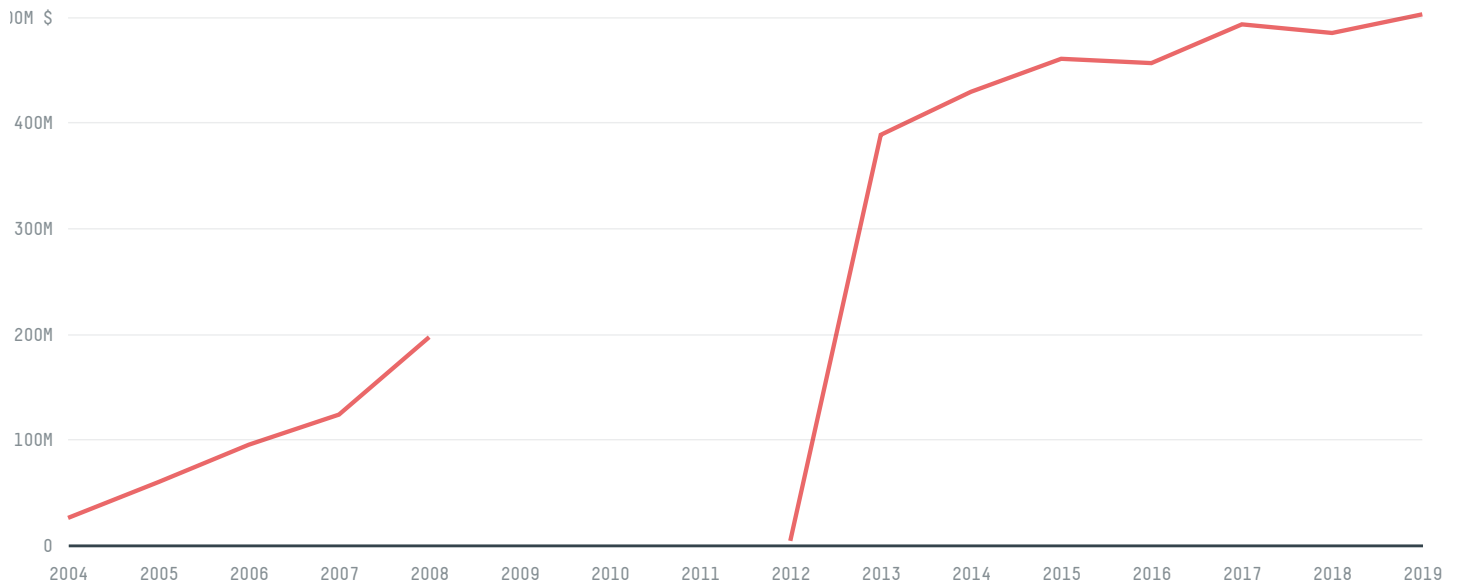
AGRICULTURAL LAND AREA
670

QATAR is the world's 158th largest country by area, 140th largest by population size and is the world's 55th largest economy (by GDP). Forests make up 0% of its area, and agriculture 6%. It's placement in the Human Development Index is 0.848. QATAR is a signatory to NYDF ENDORSER and ADP SIGNATORY.


TOP IMPORTS IN 2017

COMMODITY	WORLD IMPORT RANKING	PRODUCTION	IMPORTS	VALUE
SUGARCANE	94	0	445,855,737.5	32,631,791
CHICKEN	22	9,900	140,878,862.8	259,364,150
CORN	102	645	31,016,730.9	14,421,443
BEEF	58	556	23,550,794.9	92,292,166
SOY	101	0	21,549,662.3	11,161,112
PALM OIL	87	-	15,191,876.6	15,560,482
COFFEE	75	0	6,570,984.5	43,370,767
SHRIMP	41	0	2,983,516	19,094,754
COTTON	91	0	741,539.8	448,564
PORK	115	0	401,021.1	2,710,483
COCOA	104	0	157,781	1,106,987

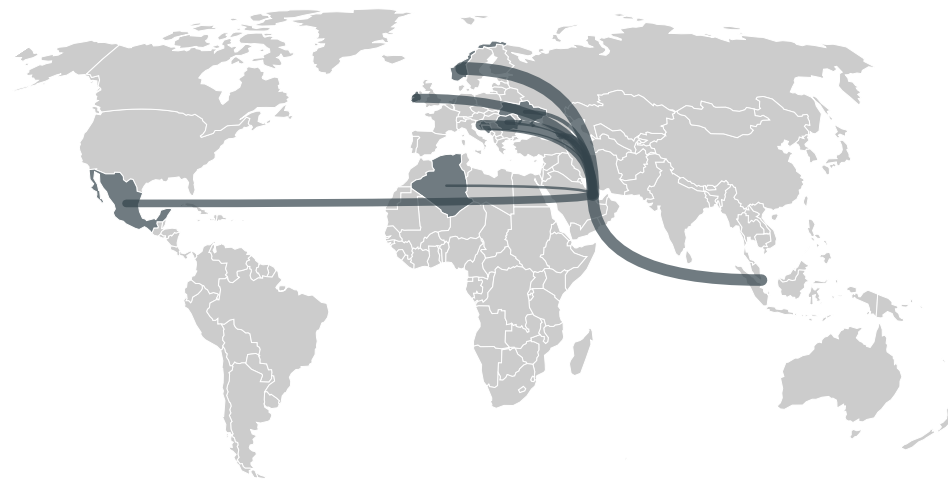
IMPORT TRAJECTORY OF QATAR



TOP EXPORT TRADERS OF COFFEE IN QATAR IN 2017



TOP EXPORT COUNTRIES OF COFFEE TO QATAR IN 2017



NORWAY 28.9%

SINGAPORE 28.2%

CROATIA 12%

IRELAND 8.6%

GEORGIA 6.9%

MEXICO 6.9%

ROMANIA 5.2%

UKRAINE 3.4%

BOSNIA AND HERZEGOVINA < 0.1%


ALGERIA < 0.1%

Trase is a partnership between

 Stockholm Environment Institute

 Global Canopy Programme

In collaboration with

 vizzuality

 The European Forest Institute

and many other organizations and individuals.

Donors

 The Global Environment Facility

 WWF

 Europe

 Gordon and Betty Moore Foundation

 The Nature Conservancy

 Department for International Development

 Formas

 Norway's International Climate and Forest Initiative (NICFI)

[Terms of Use](#) · [Privacy policy](#) · [Cookie policy](#) · [Contact us](#)