



trase

PANAMA (importer)

ACTIVITY	COMMODITY	YEAR
Importer	Coffee	2017

POPULATION	GDP	LAND AREA	AGRICULTURAL LAND AREA
4,106,771	62,219,000,000	74,340	22,570

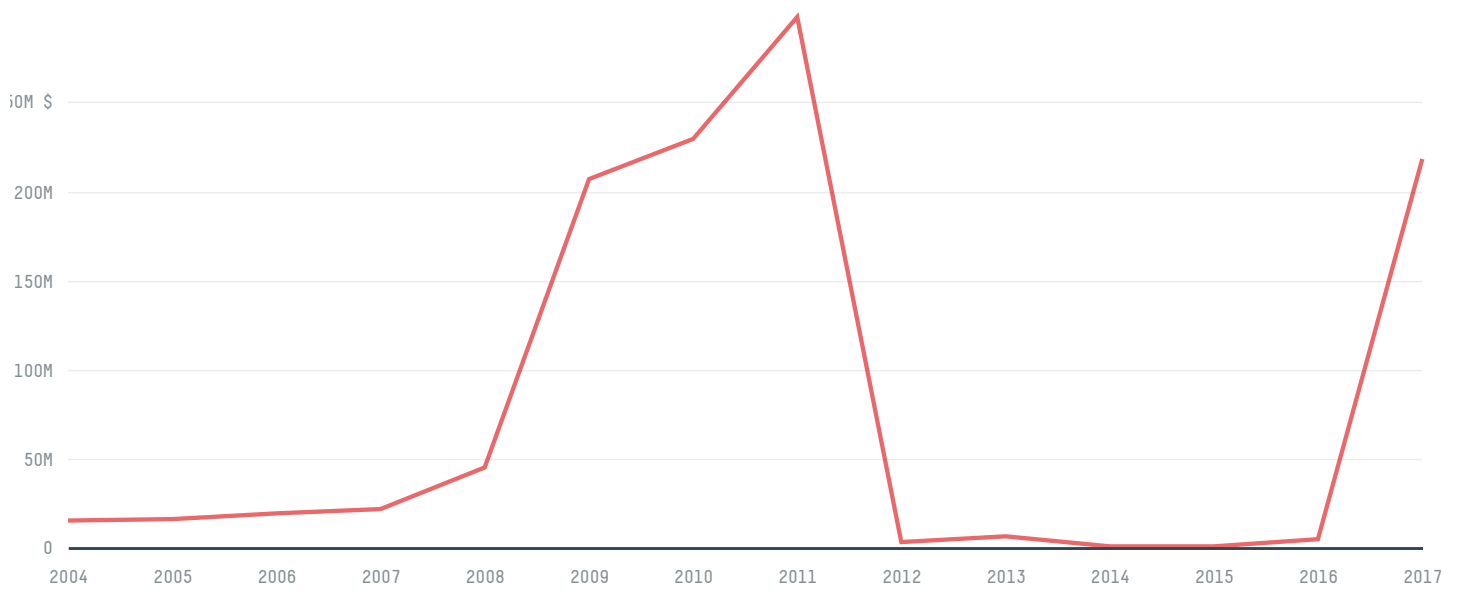
FORESTED LAND AREA
46,006

PANAMA is the world's 114th largest country by land mass, 128th largest by population size and is the world's 73rd largest economy (by GDP). Forests make up 62% of its land mass and agricultural areas, 30%. It's placement in the Human Development Index is 0.793. PANAMA is a signatory to NYDF ENDORSER and ADP SIGNATORY.

TOP IMPORTS IN 2017

COMMODITY	WORLD IMPORT RANKING	PRODUCTION	IMPORTS	VALUE
CORN	41	116,151	478,253,544.5	96,790,460
SOY	23	77	20,556,409.6	24,579,340
SUGARCANE	136	2,694,552	19,123,338.5	1,943,487
BEEF	75	70,079	11,830,338.3	40,797,751
PORK	38	40,428	9,716,091.7	31,691,352
COFFEE	78	6,588	3,466,354	9,878,197
WOOD PULP	77	-	1,927,237	1,156,853
COCOA	84	660	742,133	1,669,930
SHRIMP	71	7,525.2	552,788	3,663,995
CHICKEN	109	198,136	2,420.9	6,264,955
COTTON	140	0	1,932.4	2,437
PALM KERNEL	124	-	1,379	6,248
PALM OIL	-	-	-	-

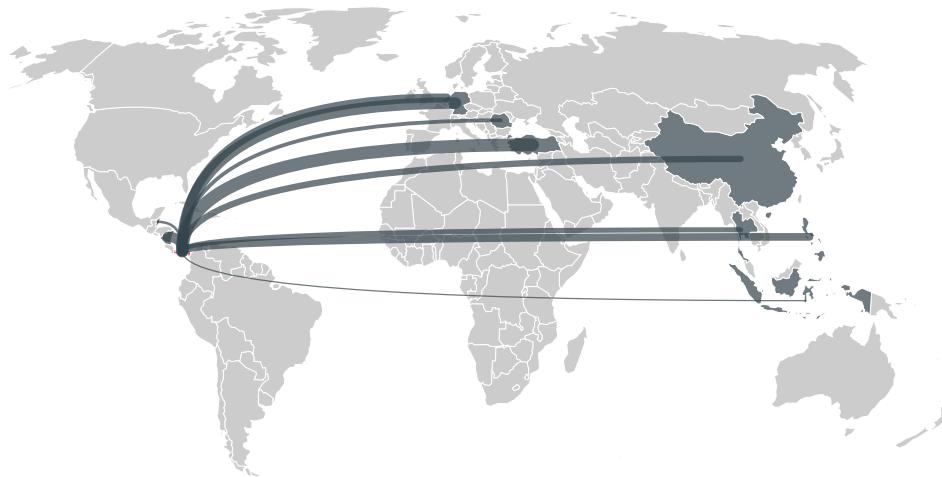
IMPORT TRAJECTORY OF PANAMA



TOP EXPORT TRADERS OF COFFEE IN PANAMA IN 2017



TOP EXPORT COUNTRIES OF COFFEE TO PANAMA IN 2017



TURKEY 25.3%

GERMANY 25.2%

NICARAGUA 17.7%

NETHERLANDS 8.8%

PHILIPPINES 7%

CHINA (MAINLAND) 4.7%

THAILAND 4.5%

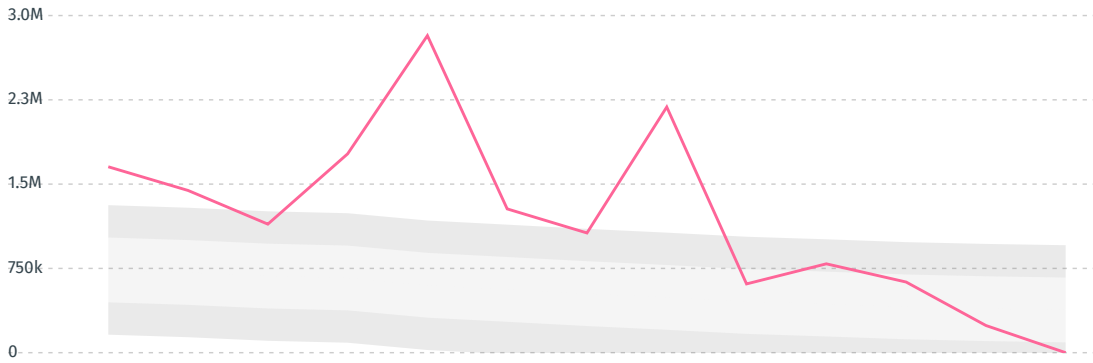
ROMANIA 4.1%

BELIZE 2%

INDONESIA 0.8%

DEFORESTATION ALERTS IN BRAZIL

There were **0** GLAD alerts reported in the week of the **18th of January 2021**. This was **low** compared to the same week in previous years.



Caution: GLAD alerts from the last six months are preliminary. Revisions are made as unconfirmed alerts are removed from the data and alert totals are finalized six months after posting. Source: **Global Forest Watch**

Trase is a partnership between



In collaboration with



and many other organizations and individuals.

Donors



[Terms of Use](#) · [Privacy policy](#) · [Cookie policy](#) · [Contact us](#)