



trase

## NEW ZEALAND (importer)

ACTIVITY	COMMODITY	YEAR
<b>Importer</b>	<b>Coffee</b>	<b>2017</b>

POPULATION	GDP	SURFACE AREA
<b>4,793,900</b>	<b>205,415,864,858</b>	<b>267,710</b>

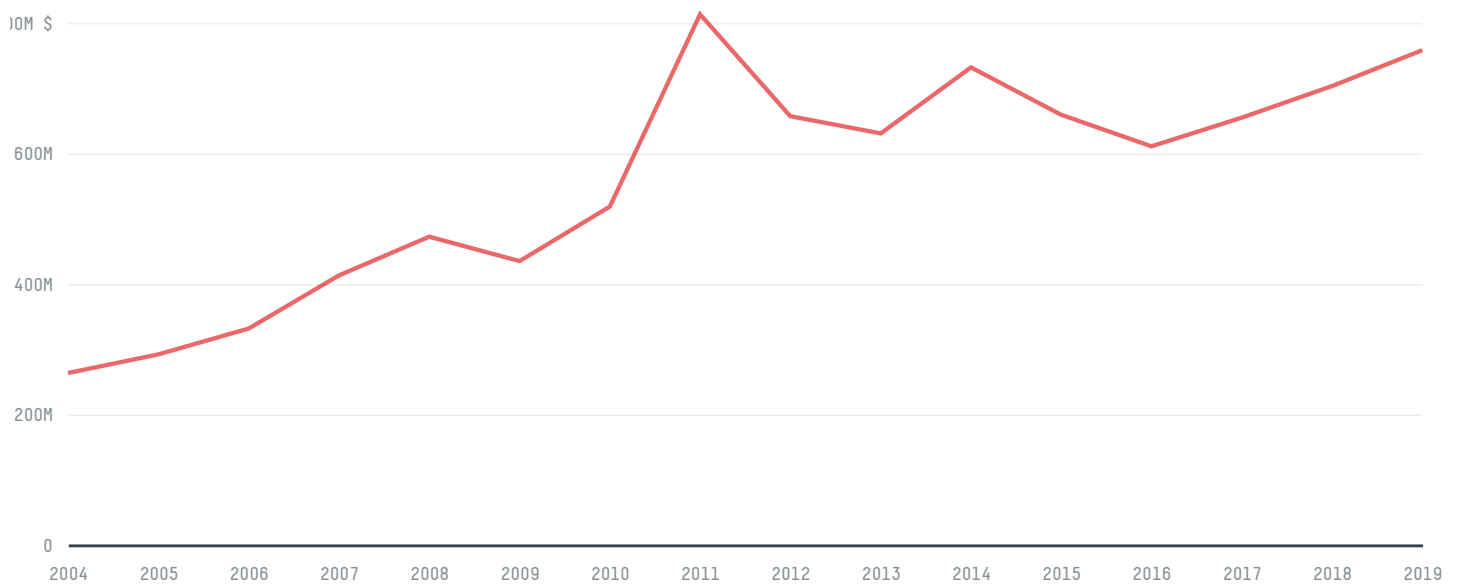
AGRICULTURAL LAND AREA	FORESTED LAND AREA
<b>106,510</b>	<b>101,522</b>

NEW ZEALAND is the world's 73rd largest country by area, 121st largest by population size and is the world's 50th largest economy (by GDP). Forests make up 38% of its area, and agriculture 40%. It's placement in the Human Development Index is 0.92. NEW ZEALAND is a signatory to NYDF ENDORSER and ADP SIGNATORY.

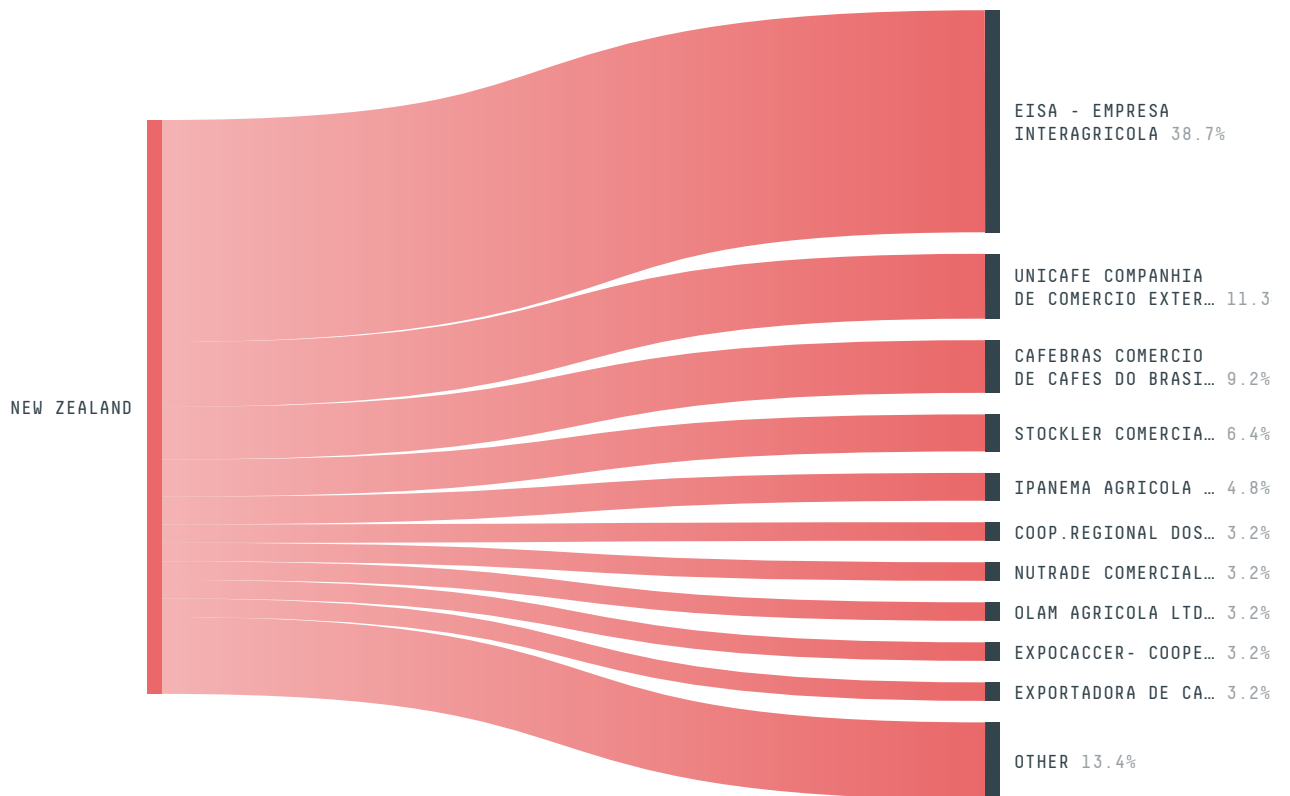
## TOP IMPORTS IN 2017

COMMODITY	WORLD IMPORT RANKING	PRODUCTION	IMPORTS	VALUE
SUGARCANE	50	0	2,027,694,699.7	119,239,979
SOY	53	0	289,117,638.1	84,695,918
PORK	37	46,741	49,141,698.2	155,592,732
CORN	93	175,586	45,515,234	16,402,904
PALM OIL	83	-	19,774,646.3	18,366,270
COFFEE	58	0	19,472,210.8	116,867,048
BEEF	70	641,745	15,431,313.1	52,360,876
COCOA	46	0	9,684,199	41,603,377
SHRIMP	37	0	3,881,394	37,965,015
CHICKEN	140	220,983	604,844	2,433,015
WOOD PULP	125	-	228	3,946,863

## IMPORT TRAJECTORY OF NEW ZEALAND



## TOP EXPORT TRADERS OF COFFEE IN NEW ZEALAND IN 2017

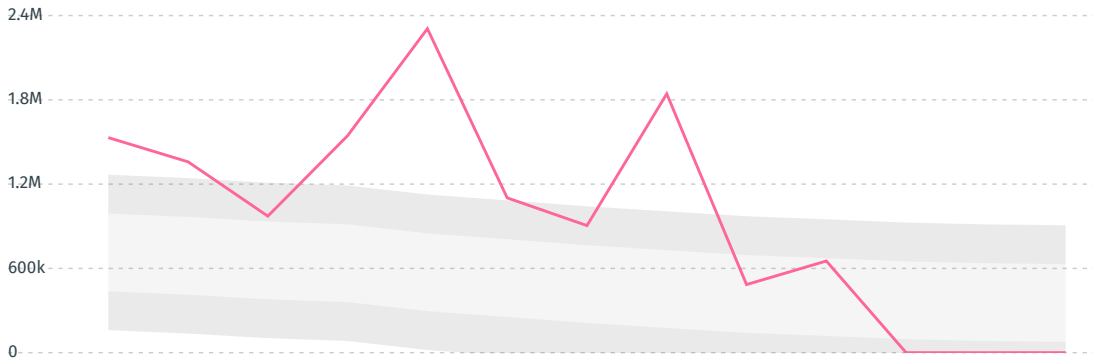


## TOP EXPORT COUNTRIES OF COFFEE TO NEW ZEALAND IN 2017




## DEFORESTATION ALERTS IN BRAZIL

There were **506** GLAD alerts reported in the week of the **18th of January 2021**. This was **low** compared to the same week in previous years.

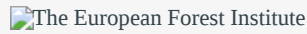


Caution: GLAD alerts from the last six months are preliminary. Revisions are made as unconfirmed alerts are removed from the data and alert totals are finalized six months after posting. Source: **Global Forest Watch**

Trase is a partnership between



In collaboration with



and many other organizations and individuals.

Donors



[Terms of Use](#) · [Privacy policy](#) · [Cookie policy](#) · [Contact us](#)