



trase

OMAN (importer)

ACTIVITY	COMMODITY	YEAR
Importer	Coffee	2017

POPULATION	GDP	LAND AREA
4,665,935	70,598,026,282.8	309,500

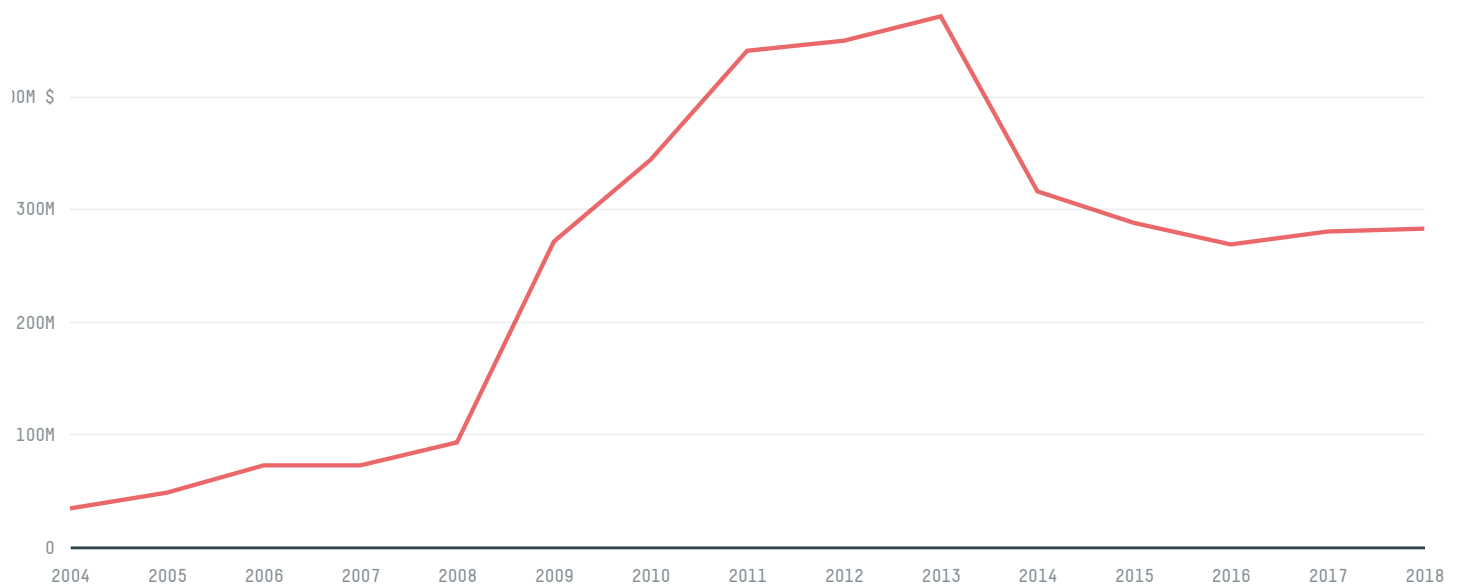
AGRICULTURAL LAND AREA	FORESTED LAND AREA
14,360	20

OMAN is the world's 67th largest country by land mass, 123rd largest by population size and is the world's 70th largest economy (by GDP). Forests make up 0% of its land mass and agricultural areas, 5%. It's placement in the Human Development Index is 0.833. OMAN is a signatory to NYDF ENDORSER and ADP SIGNATORY.

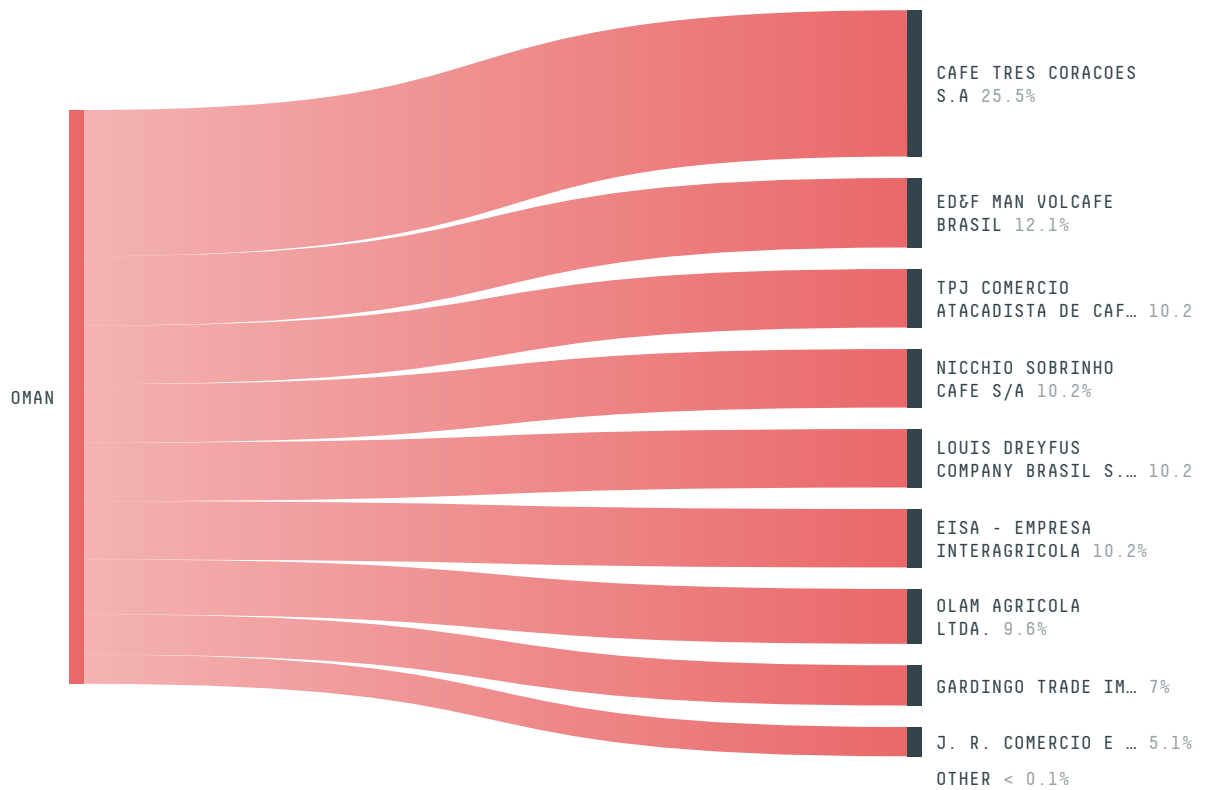
TOP IMPORTS IN 2017

COMMODITY	WORLD IMPORT RANKING	PRODUCTION	IMPORTS	VALUE
SUGARCANE	71	1,186	848,822,883.8	63,159,517
CORN	55	7,075	236,098,339	68,876,541
BEEF	52	14,449	25,619,402.9	106,059,760
SOY	35	0	11,312,201.4	9,922,705
COFFEE	74	0	4,705,216.5	15,416,658
COTTON	54	0	4,472,288	1,428,939
SHRIMP	44	0	2,264,979	10,662,312
CHICKEN	48	6,495	844,988.8	3,025,182
COCOA	93	0	319,871	1,109,620
PORK	143	0	20,989.6	113,186
PALM OIL	-	-	-	-

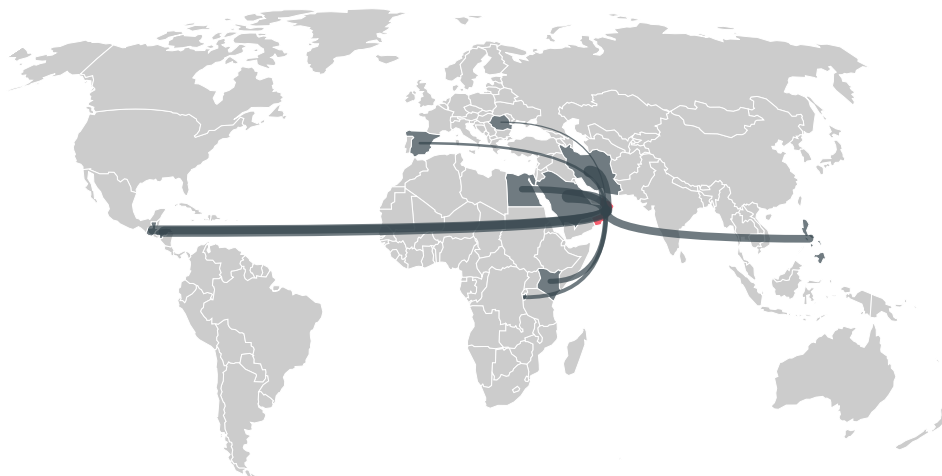
IMPORT TRAJECTORY OF OMAN



TOP EXPORT TRADERS OF COFFEE IN OMAN IN 2017



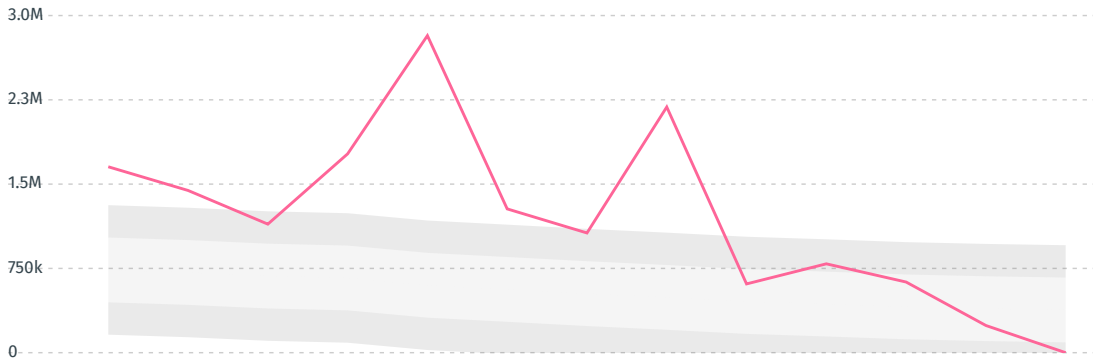
TOP EXPORT COUNTRIES OF COFFEE TO OMAN IN 2017



SAUDI ARABIA	21.5%
IRAN	19.2%
HONDURAS	17.1%
GUATEMALA	15.4%
PHILIPPINES	5.8%
EGYPT	5.1%
BURUNDI	5%
KENYA	5%
SPAIN	4.9%
ROMANIA	1%


DEFORESTATION ALERTS IN BRAZIL

There were **0** GLAD alerts reported in the week of the **18th of January 2021**. This was **low** compared to the same week in previous years.

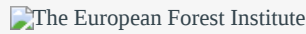
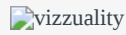


Caution: GLAD alerts from the last six months are preliminary. Revisions are made as unconfirmed alerts are removed from the data and alert totals are finalized six months after posting. Source: **Global Forest Watch**

Trase is a partnership between



In collaboration with



and many other organizations and individuals.

Donors



[Terms of Use](#) · [Privacy policy](#) · [Cookie policy](#) · [Contact us](#)